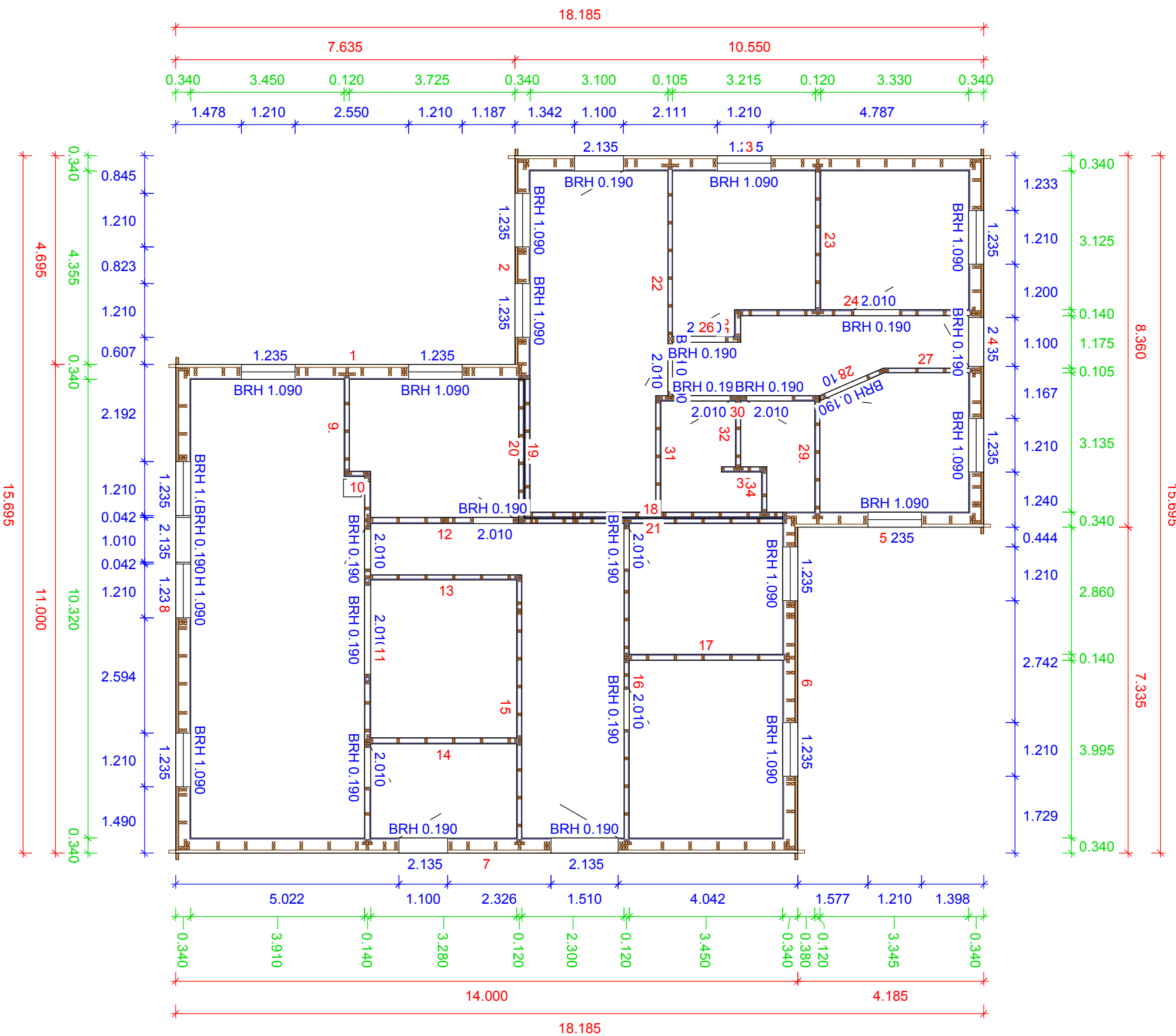
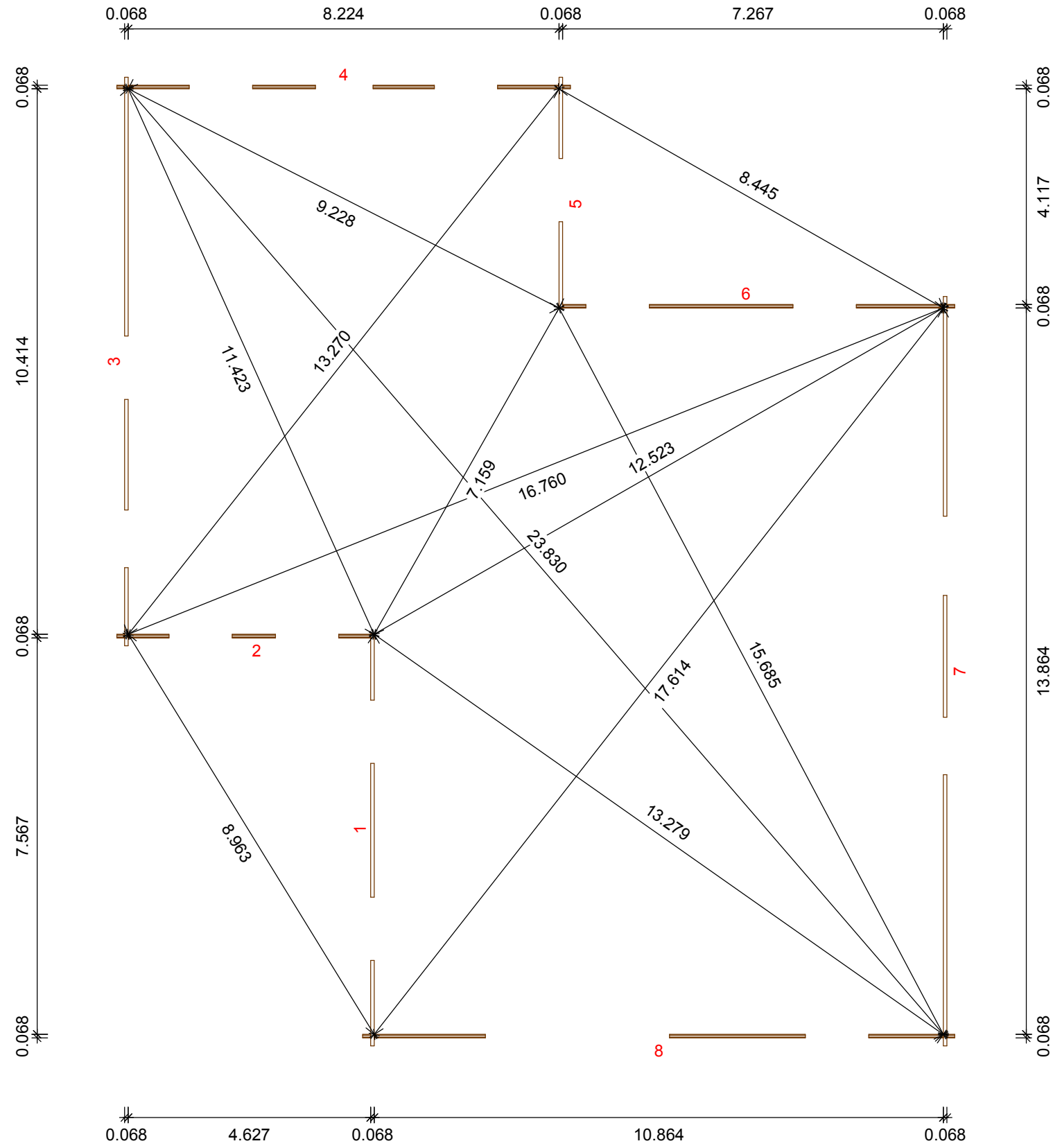
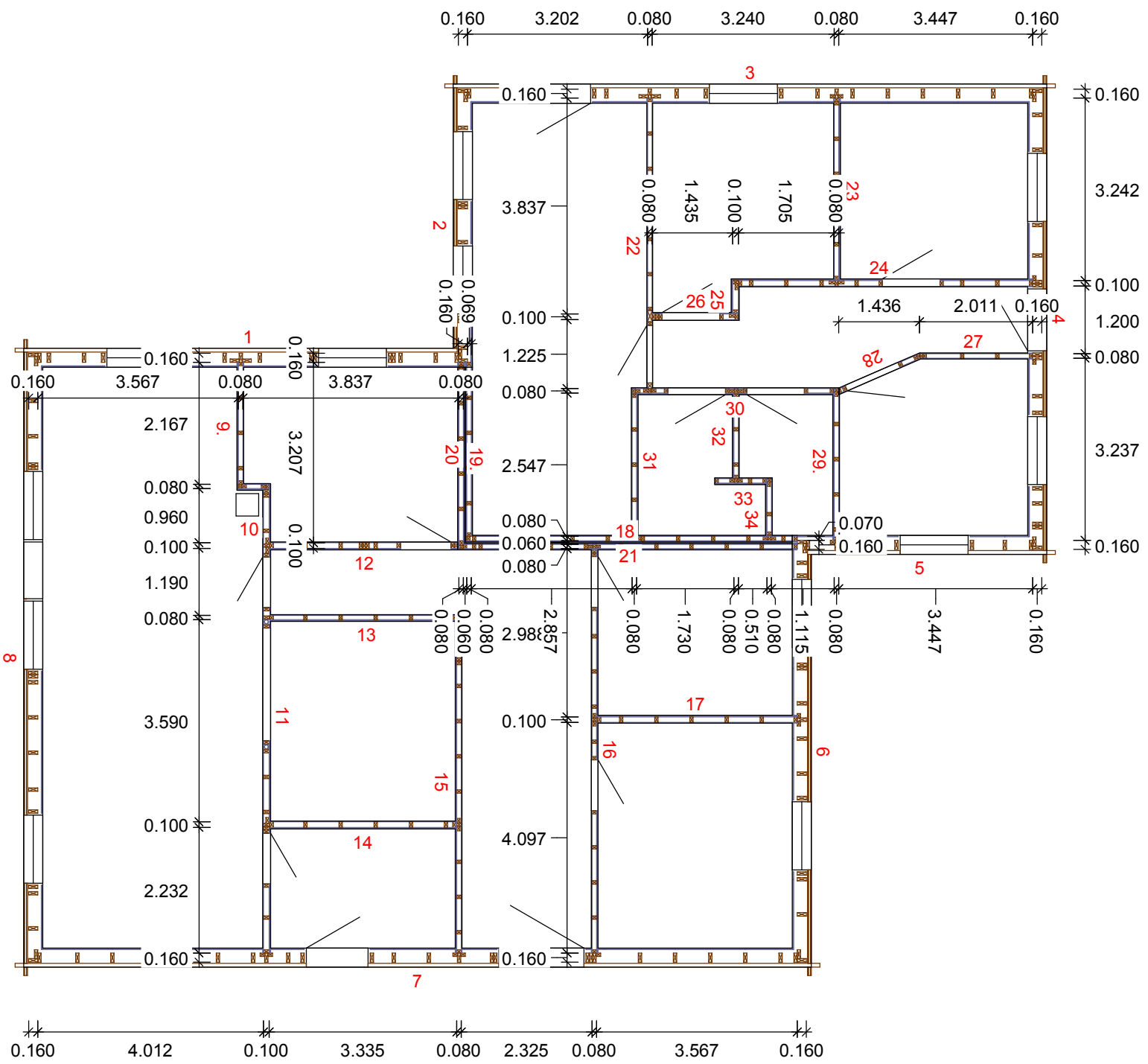


EG 0
Schnitthöhe: 1:100
Maßstab: 1:100
Grundrissplan



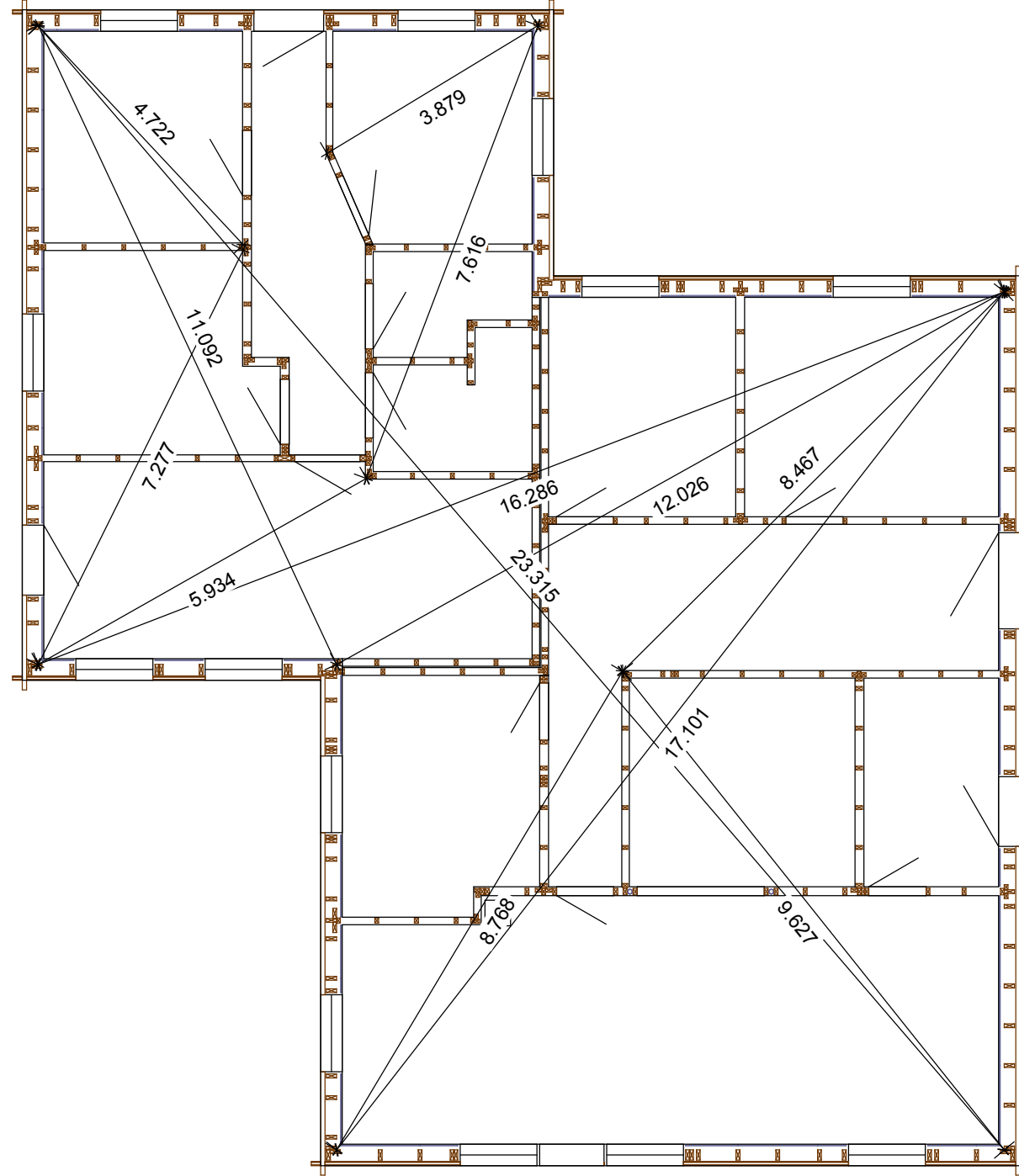
EG 0
Schnitthöhe: 1.100
Maßstab: 1 : 100
Grundrißplan





EG 0
Schnitthöhe: 1:100
Maßstab: 1:100
Grundrissplan

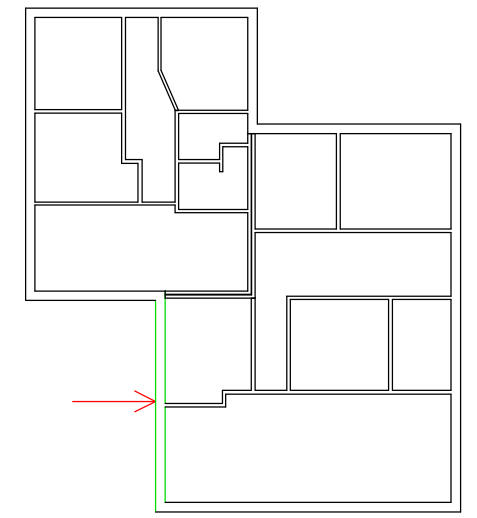
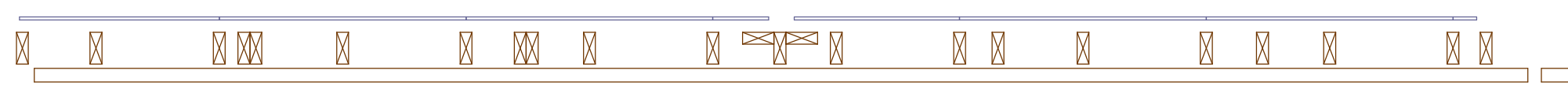
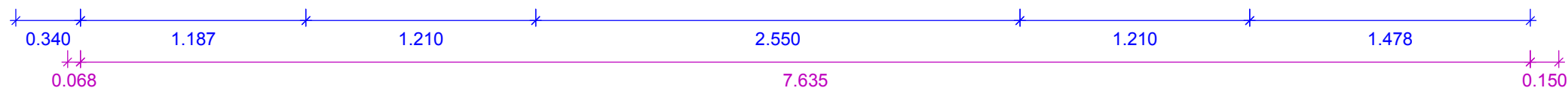
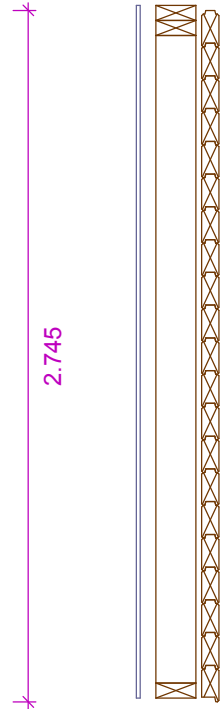

EG 0
Schnitthöhe: 1.100
Maßstab: 1 : 100
Grundrißplan



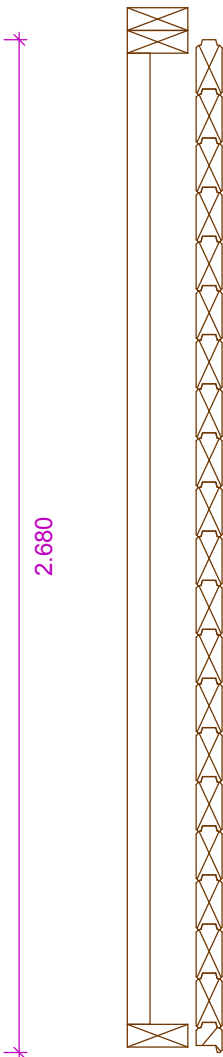

Höhenmaße der Bohlen von OK Rohdecke

EG 0
Wand 1
Gruppe : -3
Holzlistenposition
Maßstab: 1 : 30

0.068 x 0.145
H179: 7.853 12x
H180: 1.255 9x
H181: 2.550 9x
H182: 1.628 9x

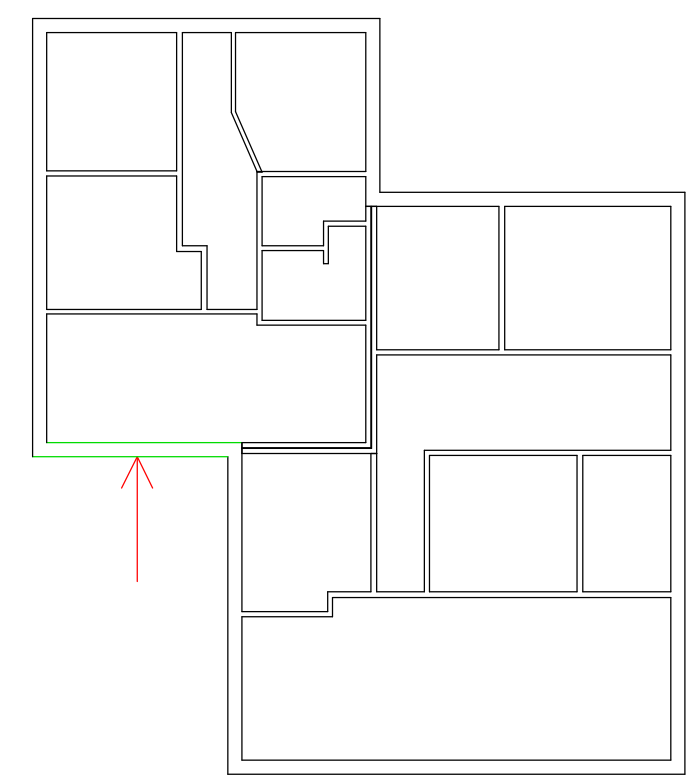
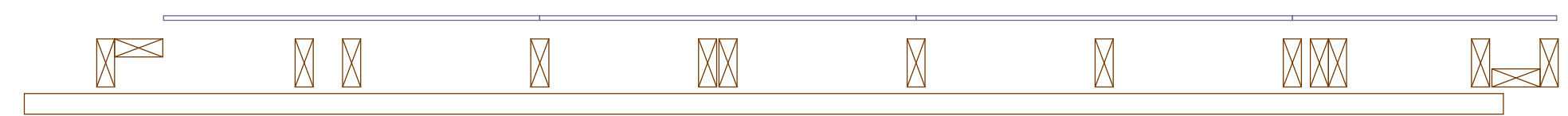
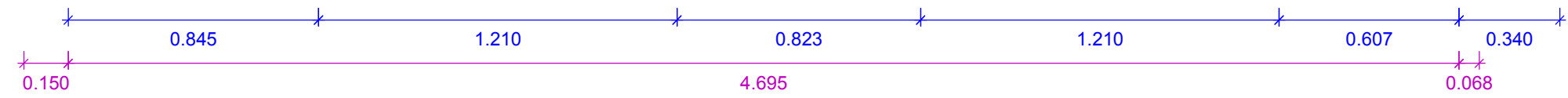


Höhenmaße der Bohlen von OK Rohdecke



EG 0
Wand 2
Gruppe : -3
Holzlistenposition
Maßstab: 1 : 20

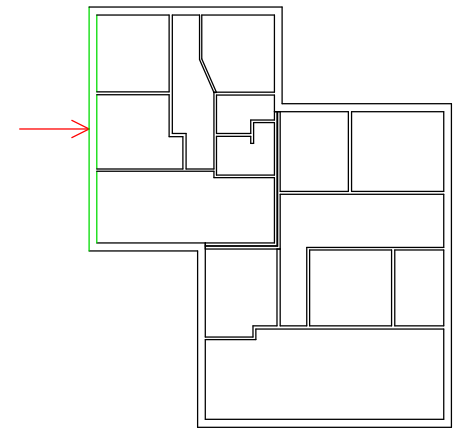
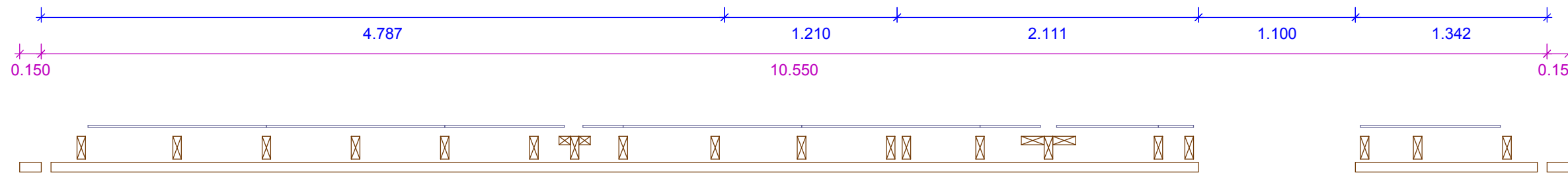
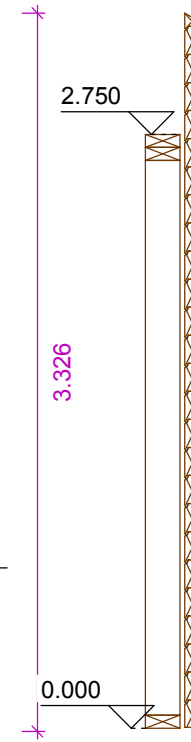
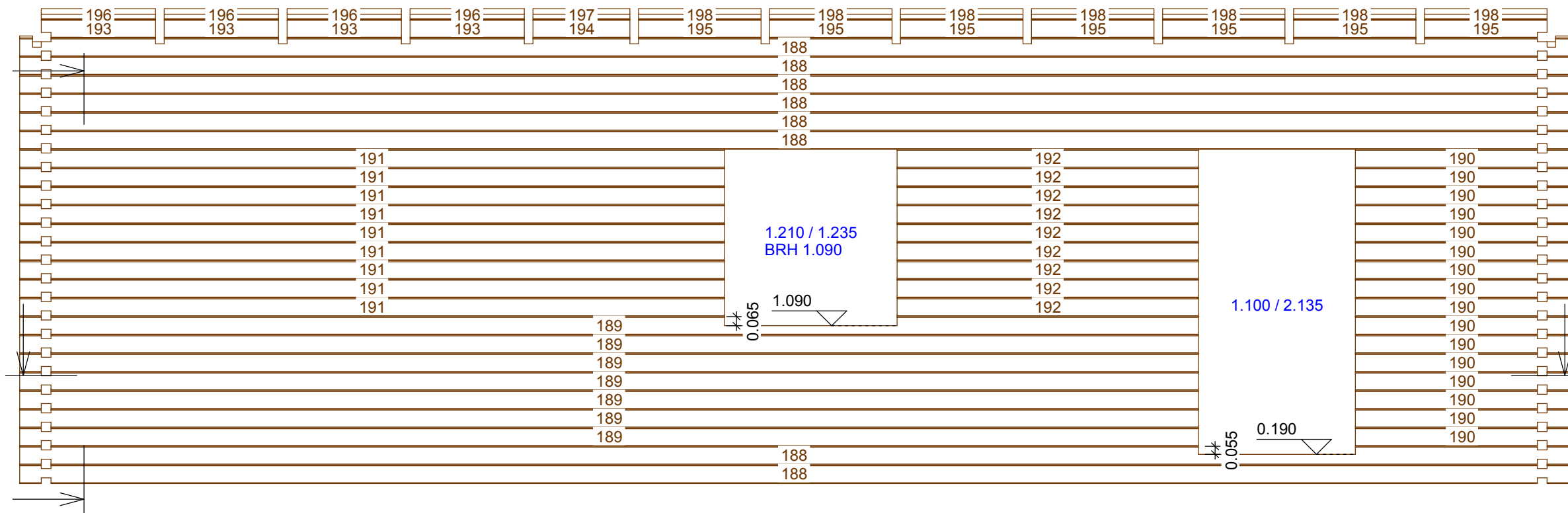
0.068 x 0.080		
H183:	4.913	1x
0.068 x 0.145		
H184:	4.913	11x
H185:	0.995	9x
H186:	0.823	9x
H187:	0.675	9x



Höhenmaße der Bohlen von OK Rohdecke

EG 0
 Wand 3
 Gruppe : -3
 Holzlistenposition
 Maßstab: 1 : 35

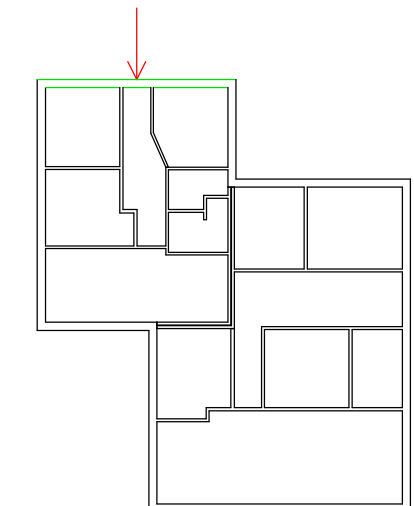
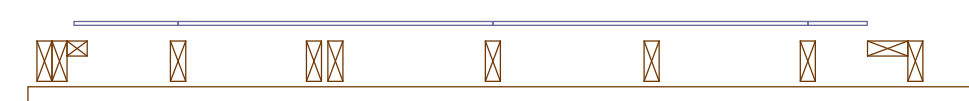
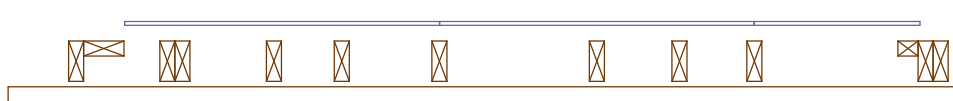
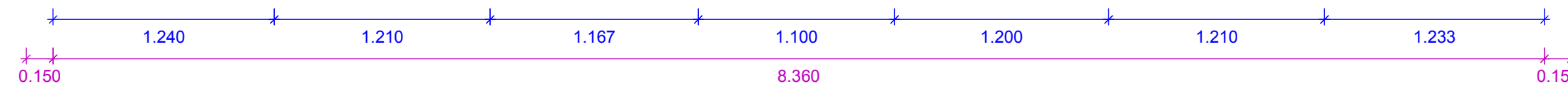
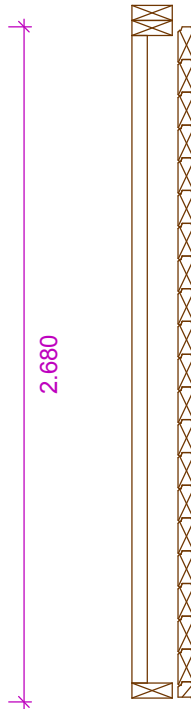
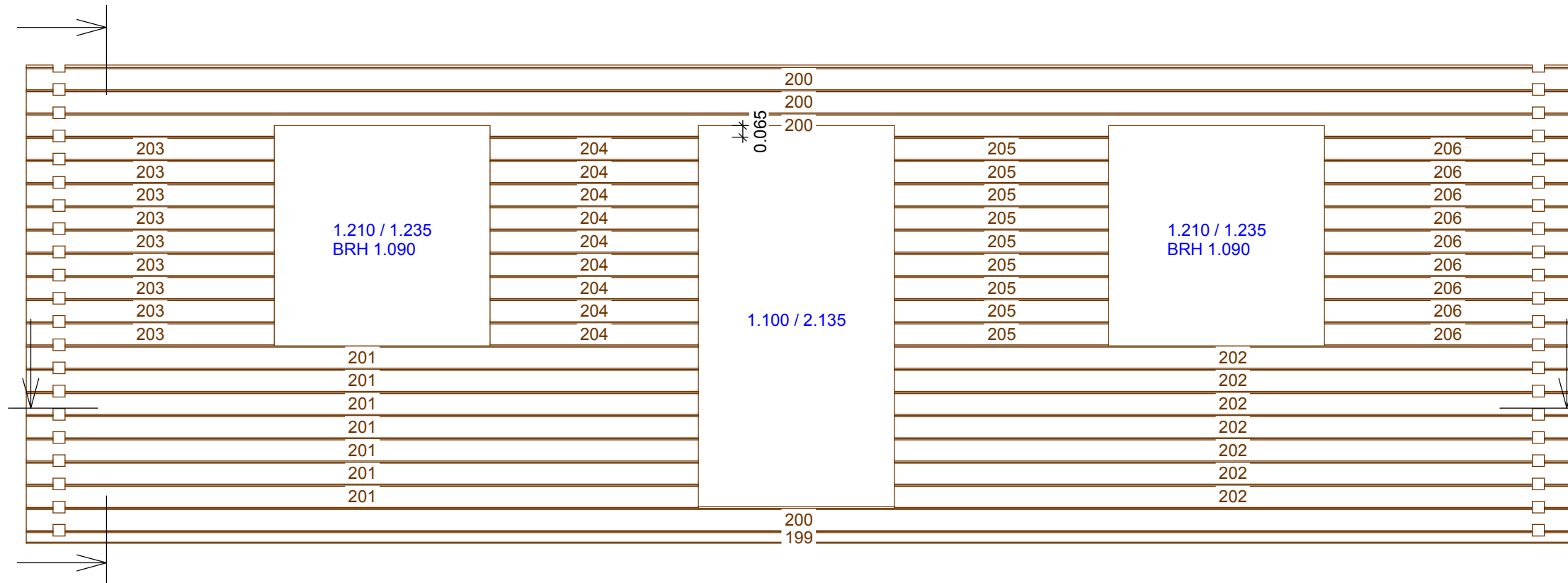
0.068 x 0.076		
H196:	0.801	4x
H197:	0.680	1x
H198:	0.858	7x
0.068 x 0.145		
H188:	10.850	8x
H189:	8.258	7x
H190:	1.492	16x
H191:	4.937	9x
H192:	2.111	9x
H193:	0.801	4x
H194:	0.680	1x
H195:	0.858	7x



Höhenmaße der Bohlen von OK Rohdecke

EG 0
 Wand 4
 Gruppe : -3
 Holzlistenposition
 Maßstab: 1 : 30

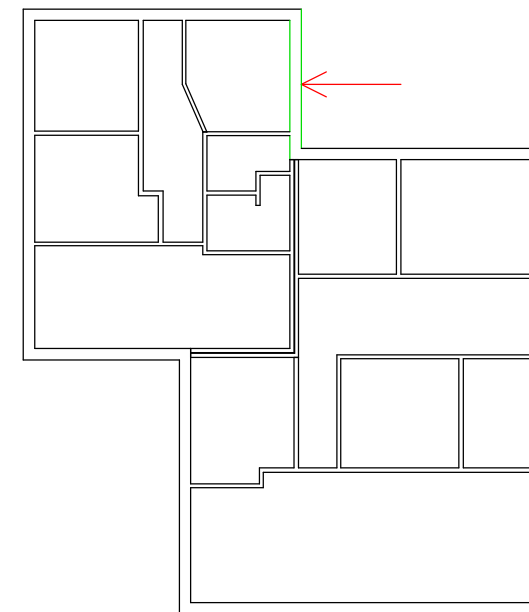
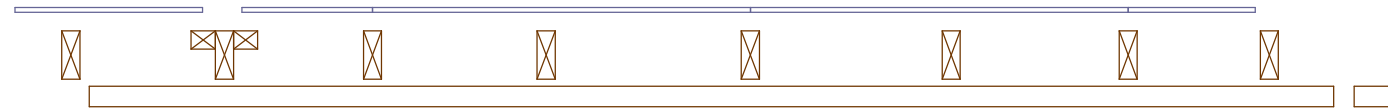
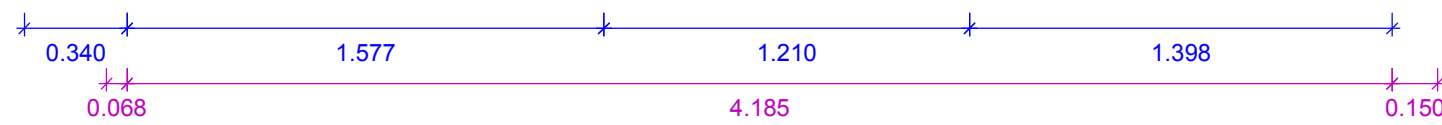
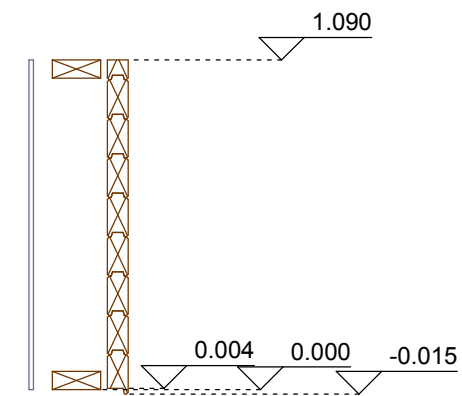
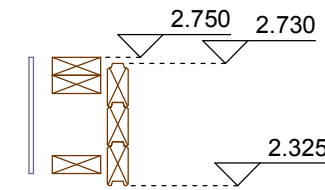
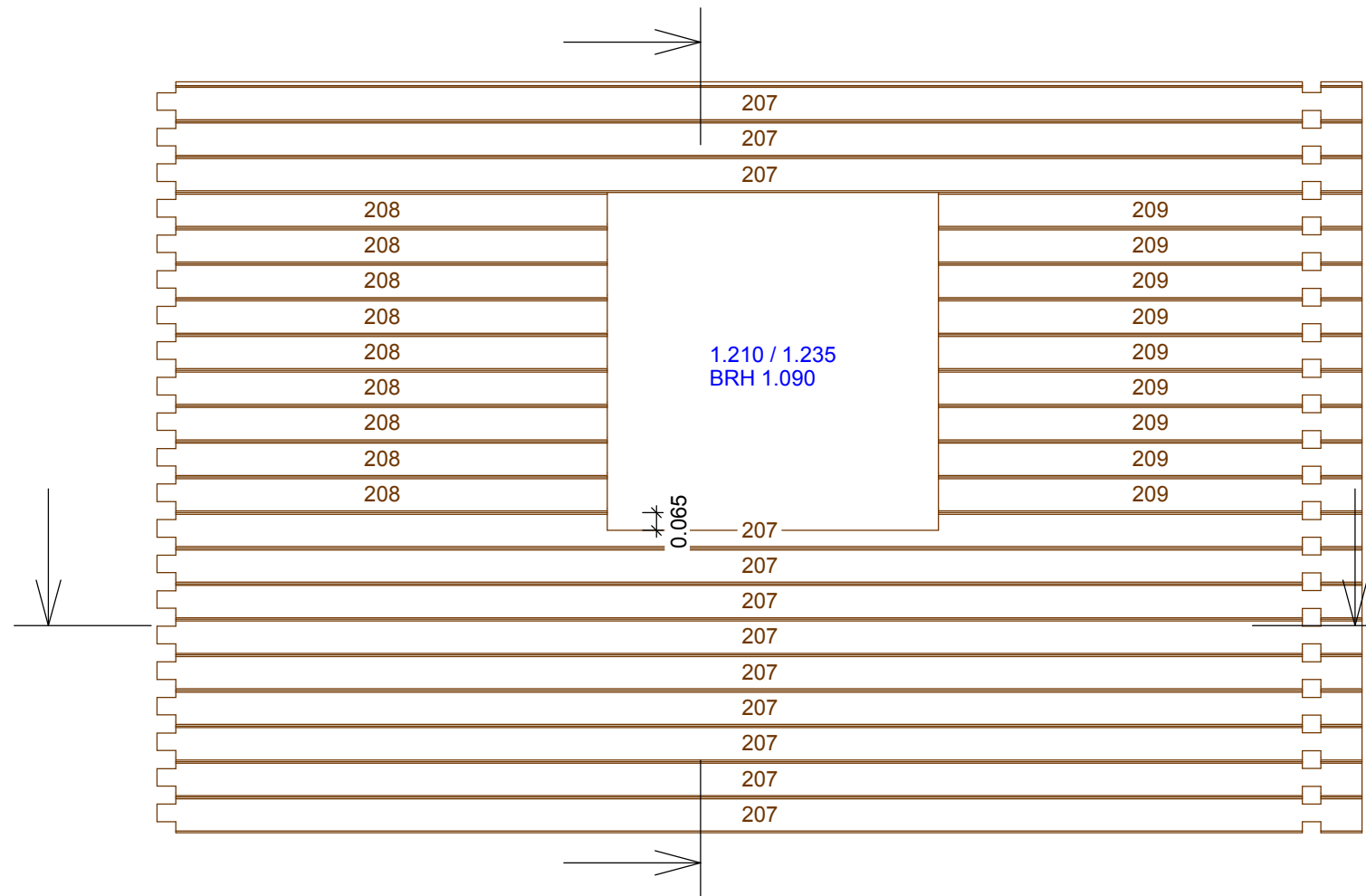
0.068 x 0.080		
H199:	8.660	1x
0.068 x 0.145		
H200:	8.660	4x
H201:	3.767	7x
H202:	3.793	7x
H203:	1.390	9x
H204:	1.167	9x
H205:	1.200	9x
H206:	1.383	9x



Höhenmaße der Bohlen von OK Rohdecke

EG 0
Wand 5
Gruppe : -3
Holzlistenposition
Maßstab: 1 : 25

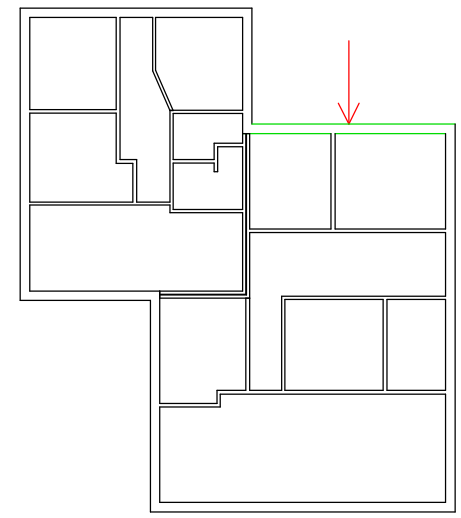
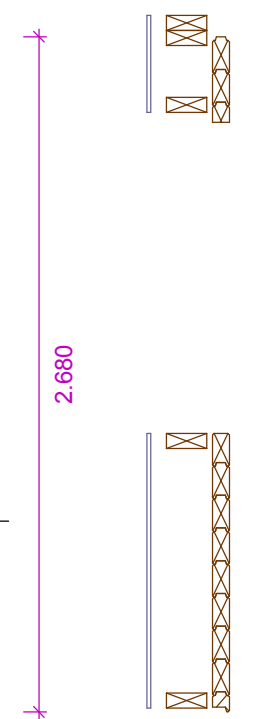
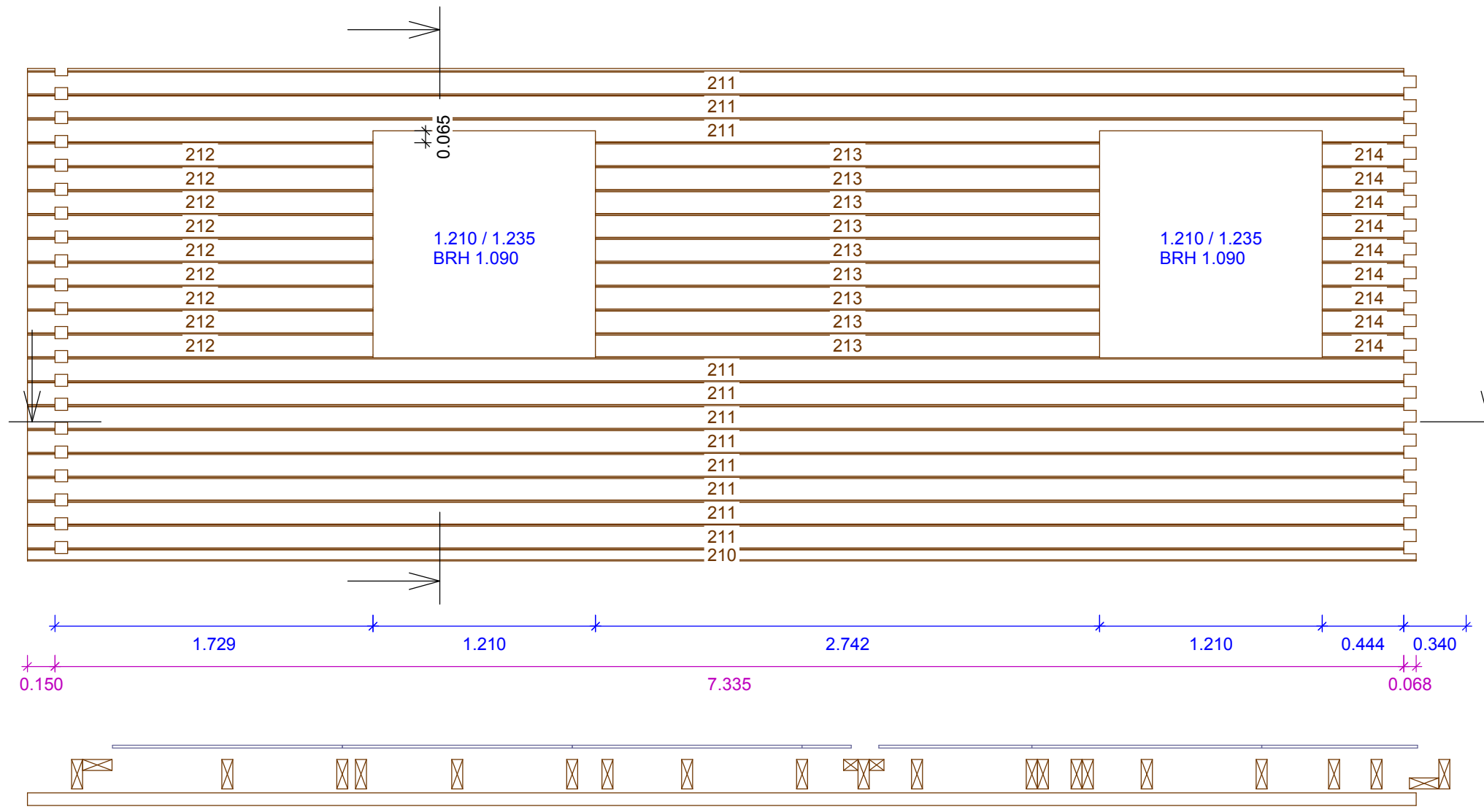
0.068 x 0.145
H207: 4.403 12x
H208: 1.645 9x
H209: 1.548 9x



Höhenmaße der Bohlen von OK Rohdecke

EG 0
 Wand 6
 Gruppe : -3
 Holzlistenposition
 Maßstab: 1 : 30

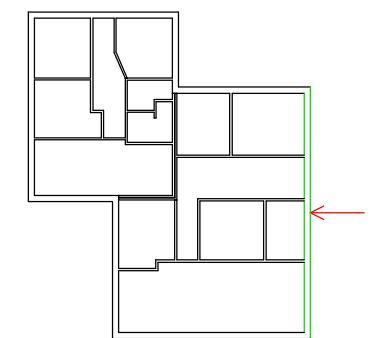
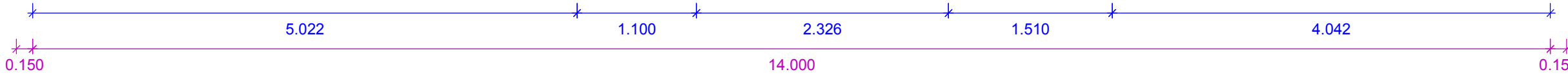
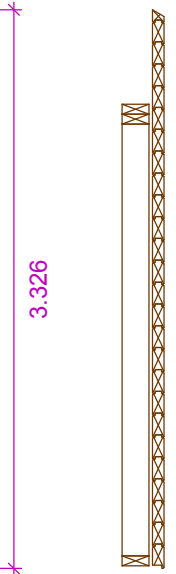

0.068 x 0.080		
H210:	7.553	1x
0.068 x 0.145		
H211:	7.553	11x
H212:	1.879	9x
H213:	2.742	9x
H214:	0.512	9x



Höhenmaße der Bohlen von OK Rohdecke

EG 0
Wand 7
Gruppe : -3
Holzlistenposition
Maßstab: 1 : 45

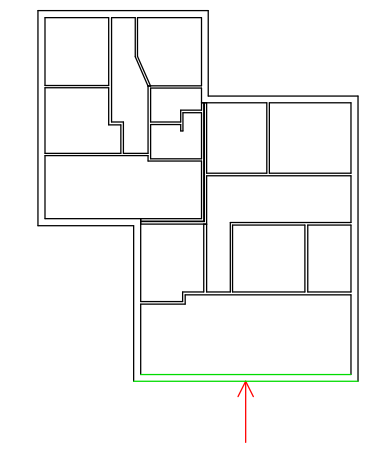
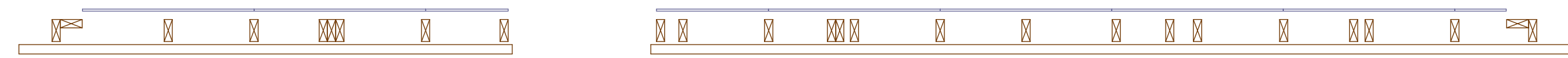
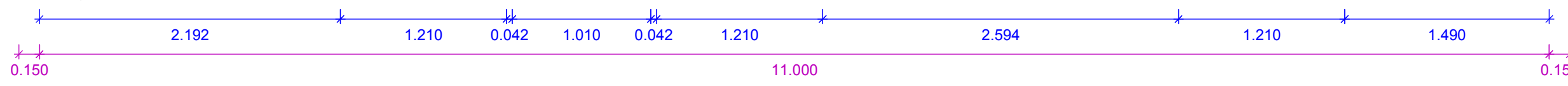
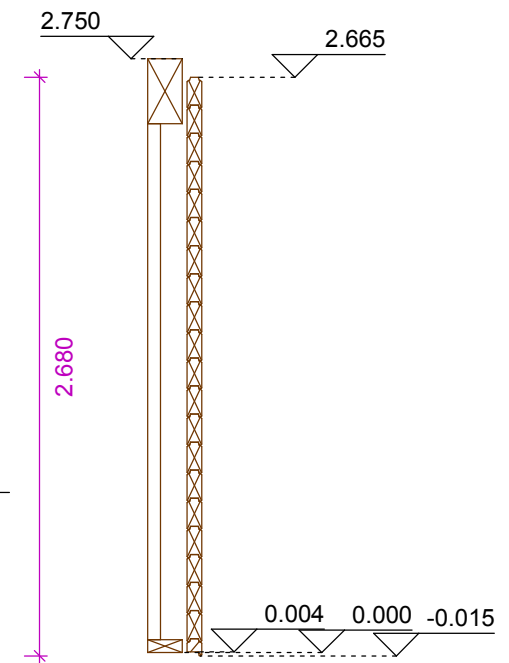
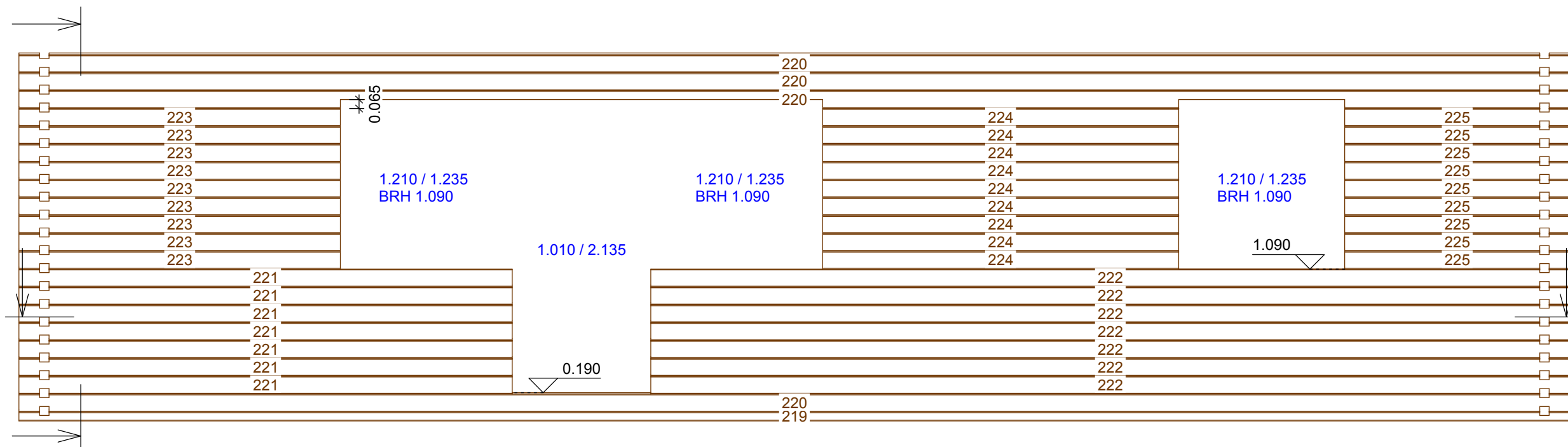
0.068 x 0.076		
H196:	0.802	8x
H197:	0.680	1x
H198:	0.858	7x
0.068 x 0.145		
H193:	0.802	8x
H194:	0.680	1x
H195:	0.858	7x
H215:	14.300	8x
H216:	5.172	16x
H217:	2.326	16x
H218:	4.192	16x



Höhenmaße der Bohlen von OK Rohdecke

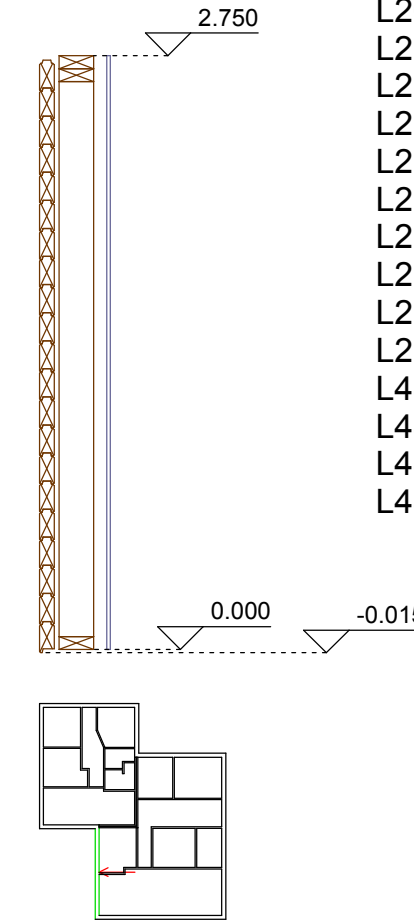
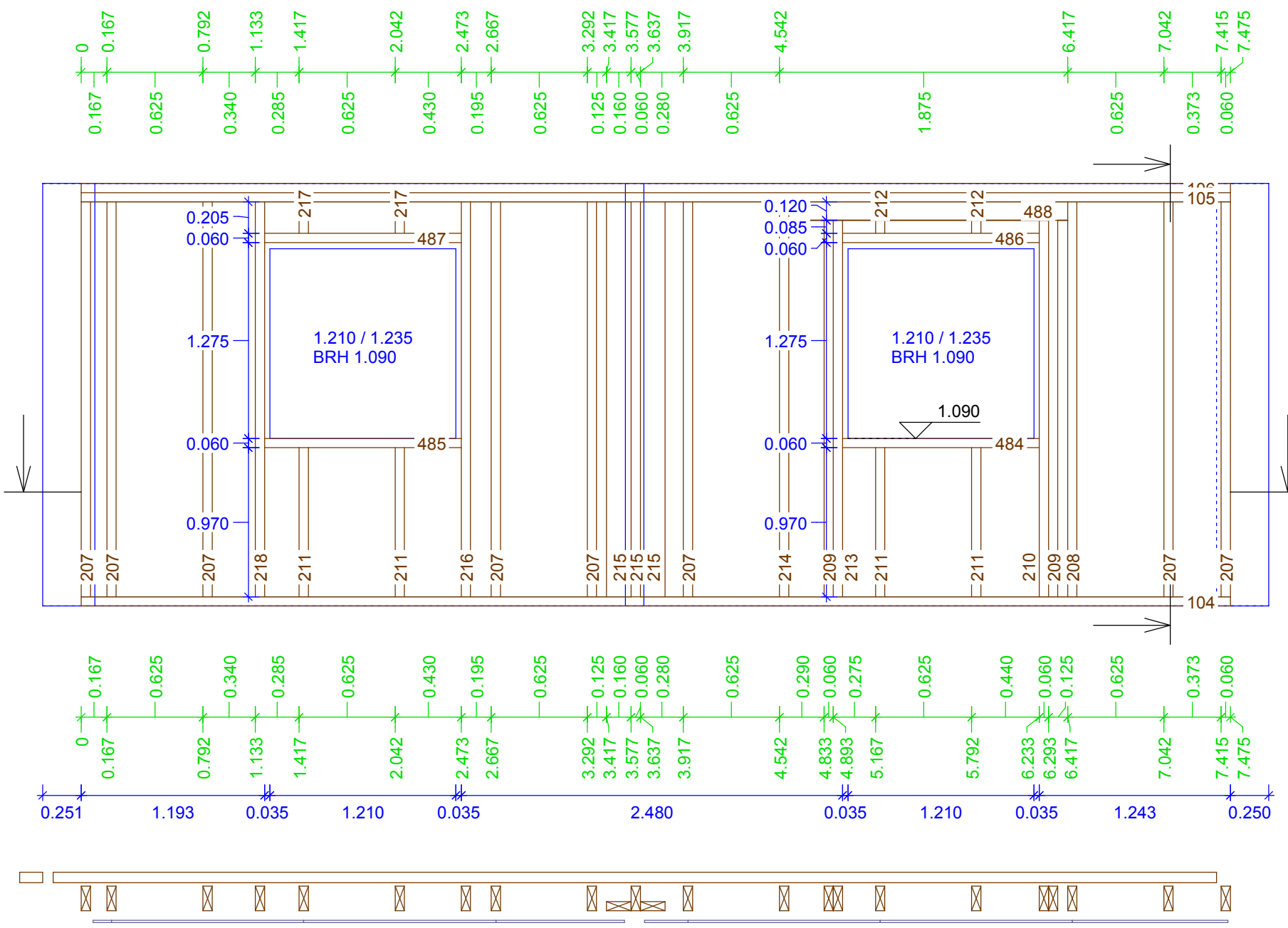
EG 0
 Wand 8
 Gruppe : -3
 Holzlistenposition
 Maßstab: 1 : 35

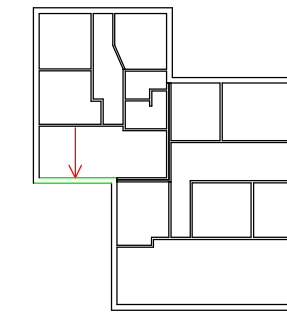
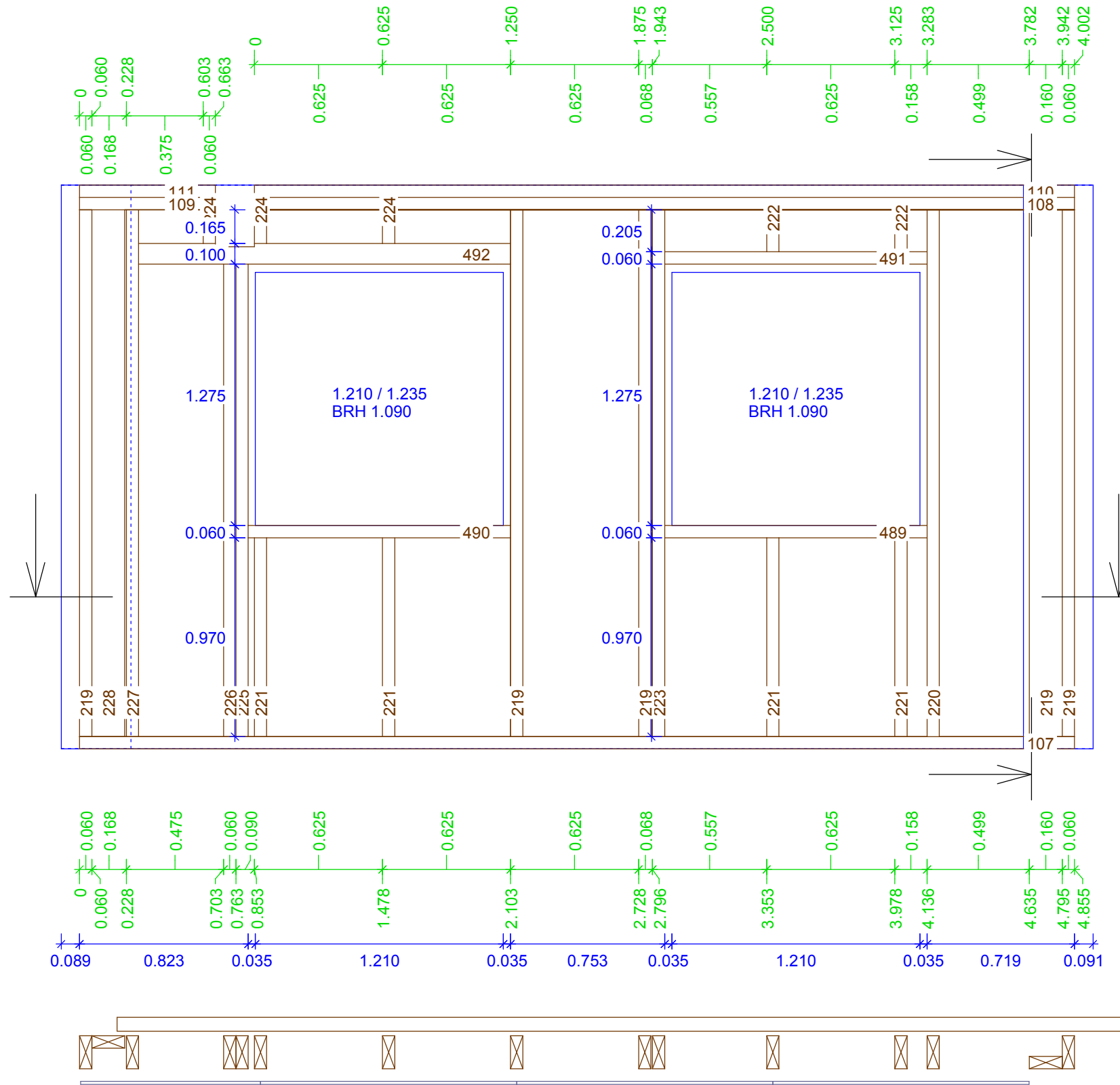
0.068 x 0.080		
H219:	11.300	1x
0.068 x 0.145		
H220:	11.300	4x
H221:	3.594	7x
H222:	6.696	7x
H223:	2.342	9x
H224:	2.594	9x
H225:	1.640	9x



EG 0
 Wand 1
 Gruppe : -1, 0
 Laufnummer
 Maßstab: 1 : 35

L104 1x	KVH LA, 0.060 x 0.160	
	Schwelle	7.475
L488 1x	Wandriegel	1.815
	KVH, 0.120 x 0.160	
	KVH, 0.060 x 0.160	
L105 1x	Rähm	7.475
L106 1x	Rähm	7.475
L207 8x	Pfosten	2.570
L208 1x	Pfosten	2.570
L209 2x	Pfosten	2.450
L210 1x	Fensterpfosten	2.450
L211 4x	Pfosten	0.970
L212 2x	Pfosten	0.085
L213 1x	Fensterpfosten	2.450
L214 1x	Pfosten	2.570
L215 3x	T-Stoß Gegenpfosten	2.570
L216 1x	Fensterpfosten	2.570
L217 2x	Pfosten	0.205
L218 1x	Fensterpfosten	2.570
L484 1x	Brüstungsriegel	1.280
L485 1x	Brüstungsriegel	1.280
L486 1x	Sturzriegel	1.280
L487 1x	Sturzriegel	1.280

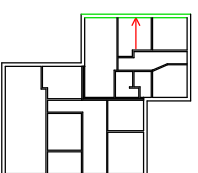
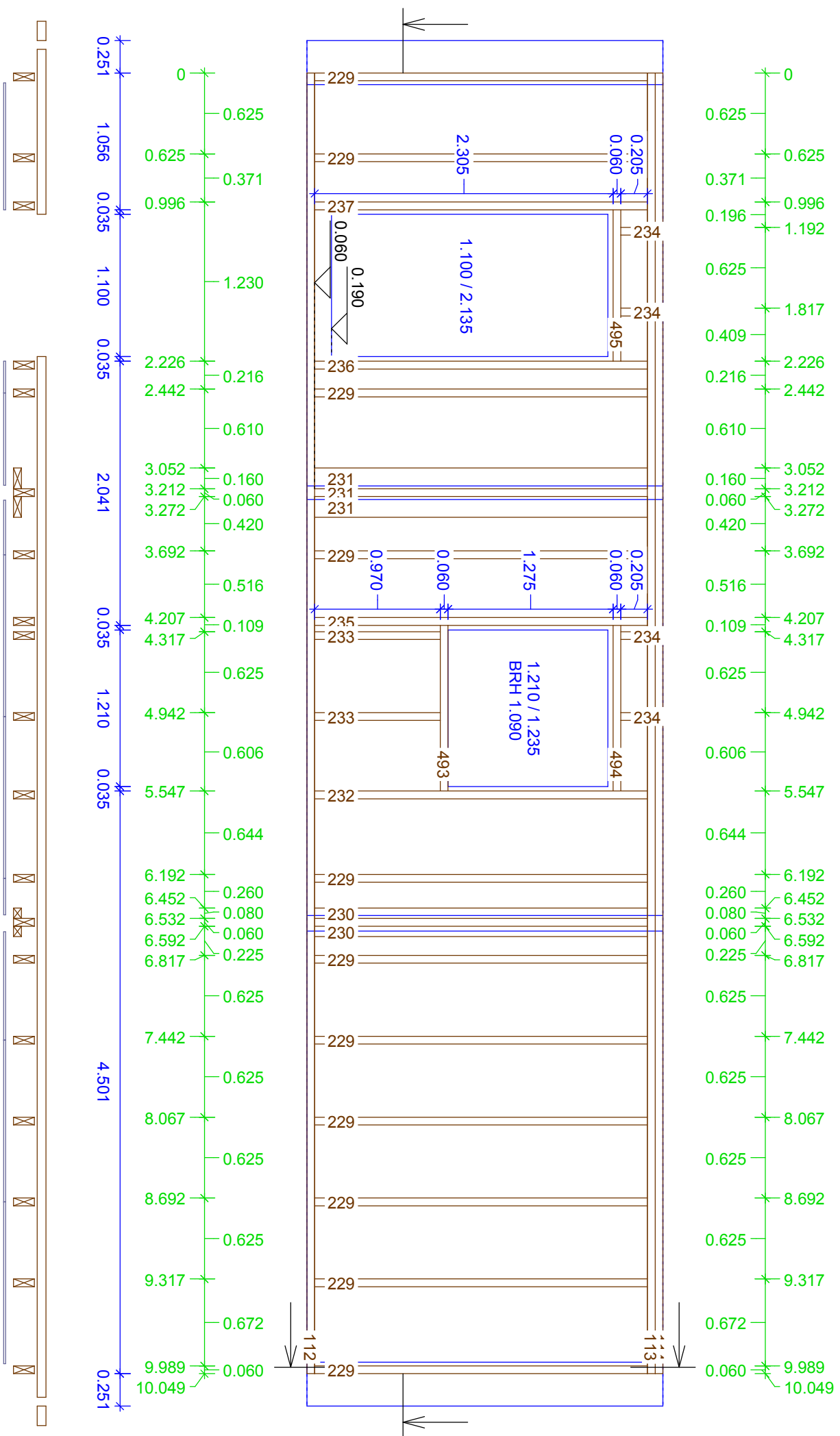




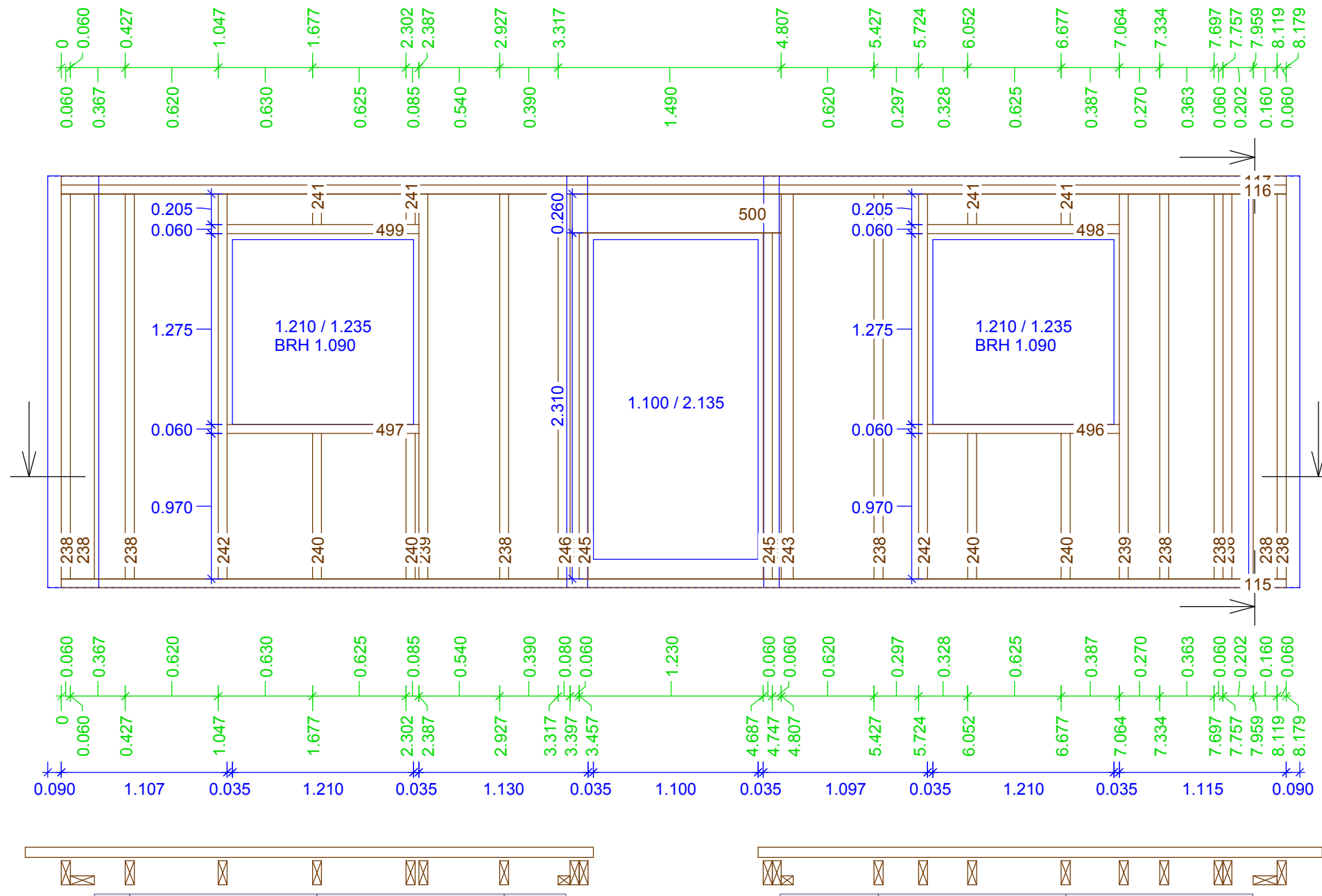
	EG 0	
	Wand 2	
	Gruppe :	-1, 0
	Laufnummer	
	Maßstab:	1 : 25
L107 1x	KVH LA, 0.060 x 0.160	
	Schwelle	4.855
L492 1x	KVH, 0.100 x 0.160	
	Sturzriegel	1.815
	KVH, 0.060 x 0.160	
L108 1x	Rähm	4.002
L109 1x	Rähm	0.663
L110 1x	Rähm	4.002
L111 1x	Rähm	0.663
L219 5x	Pfosten	2.570
L220 1x	Fensterpfosten	2.570
L221 4x	Pfosten	0.970
L222 2x	Pfosten	0.205
L223 1x	Fensterpfosten	2.570
L224 3x	Pfosten	0.165
L225 1x	Fensterpfosten	2.305
L226 1x	Pfosten	2.305
L227 1x	Pfosten	2.570
L228 1x	Eckpfosten	2.570
L489 1x	Brüstungsriegel	1.280
L490 1x	Brüstungsriegel	1.280
L491 1x	Sturzriegel	1.280

EG 0
Wand 3
Gruppe : -1, 0
Laufnummer
Maßstab: 1 : 40

L230 2x	KVH, 0.060 x 0.080	2.570
L112 1x	T-Stoß Gegenpfosten KVH LA, 0.060 x 0.160	10.049
L113 1x	Schwelle KVH, 0.060 x 0.160	10.049
L114 1x	Rähm	10.049
L229 11x	Rähm	10.049
L231 4x	Pfosten	2.570
L232 1x	T-Stoß Gegenpfosten	2.570
L233 2x	Fensterpfosten	2.570
L234 4x	Pfosten	0.970
L235 1x	Pfosten	0.205
L236 1x	Fensterpfosten	2.570
L237 1x	Türpfosten	2.570
L493 1x	Brüstungsriegel	1.280
L494 1x	Sturzriegel	1.280
L495 1x	Sturzriegel	1.170

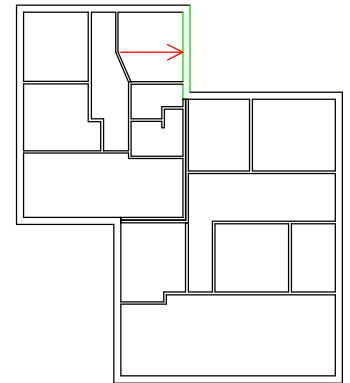
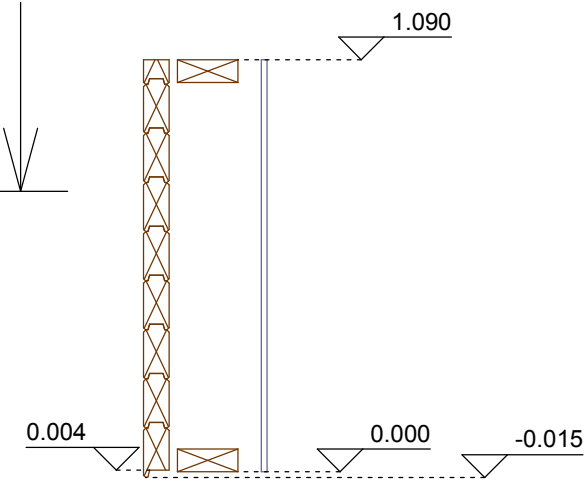
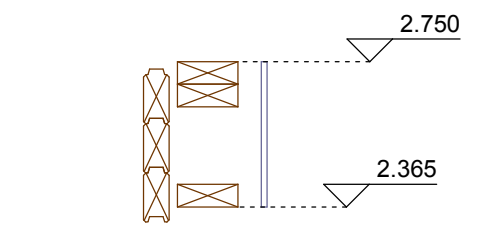
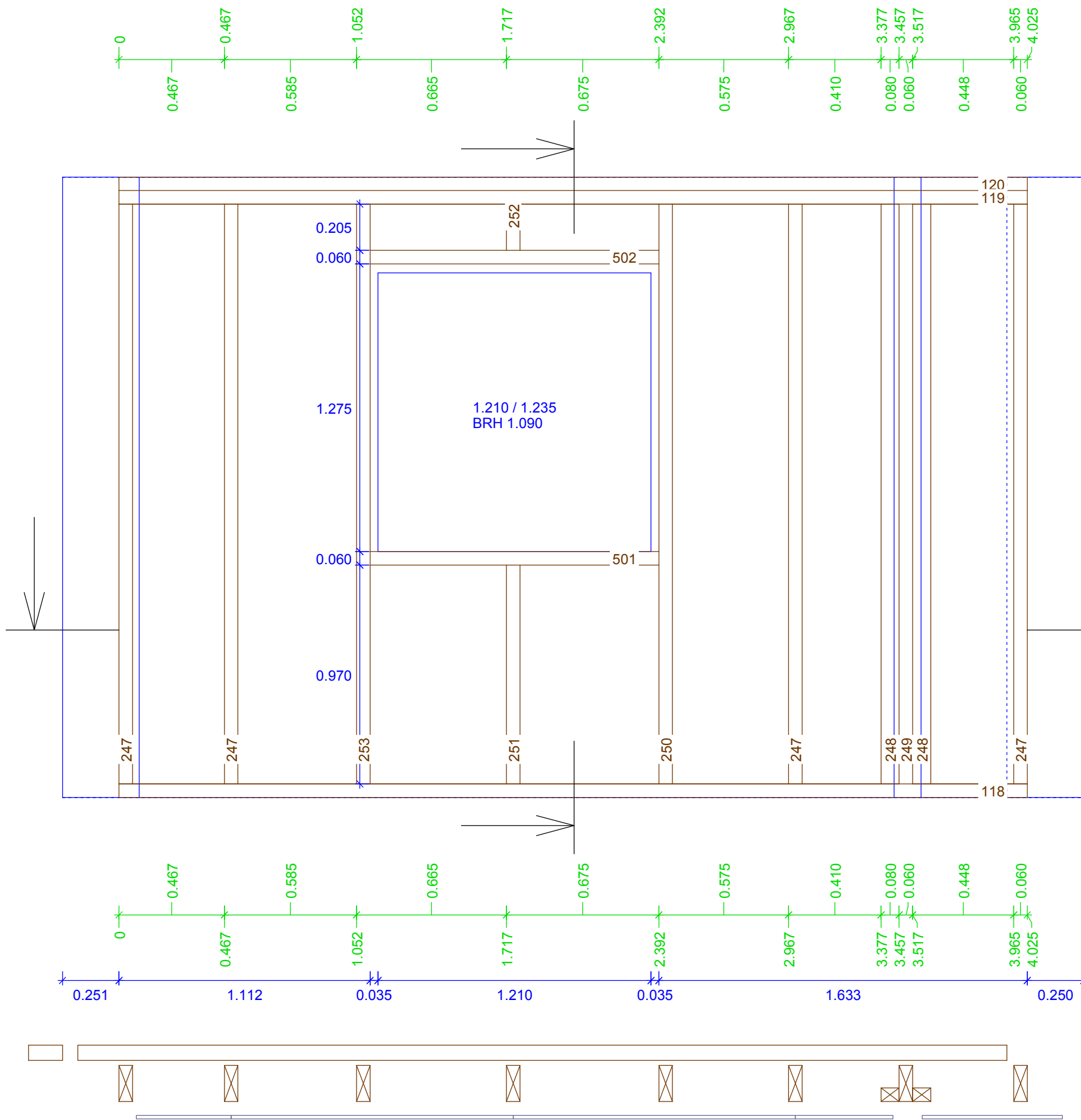


EG 0
 Wand 4
 Gruppe : -1, 0
 Laufnummer
 Maßstab: 1 : 35



L243 1x	KVH, 0.060 x 0.080	
L246 1x	T-Stoß Gegenpfosten	2.570
L115 1x	KVH LA, 0.060 x 0.160	
	Schwelle	8.179
L500 1x	KVH, 0.260 x 0.160	
	Sturzriegel	1.410
	KVH, 0.060 x 0.160	
L116 1x	Rähm	8.179
L117 1x	Rähm	8.179
L238 10x	Pfosten	2.570
L239 2x	Fensterpfosten	2.570
L240 4x	Pfosten	0.970
L241 4x	Pfosten	0.205
L242 2x	Fensterpfosten	2.570
L244 2x	T-Stoß Gegenpfosten	2.310
L245 2x	Türpfosten	2.310
L496 1x	Brüstungsriegel	1.280
L497 1x	Brüstungsriegel	1.280
L498 1x	Sturzriegel	1.280
L499 1x	Sturzriegel	1.280

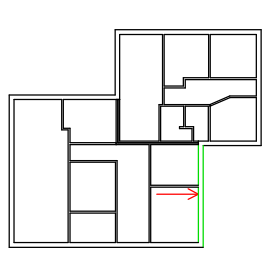
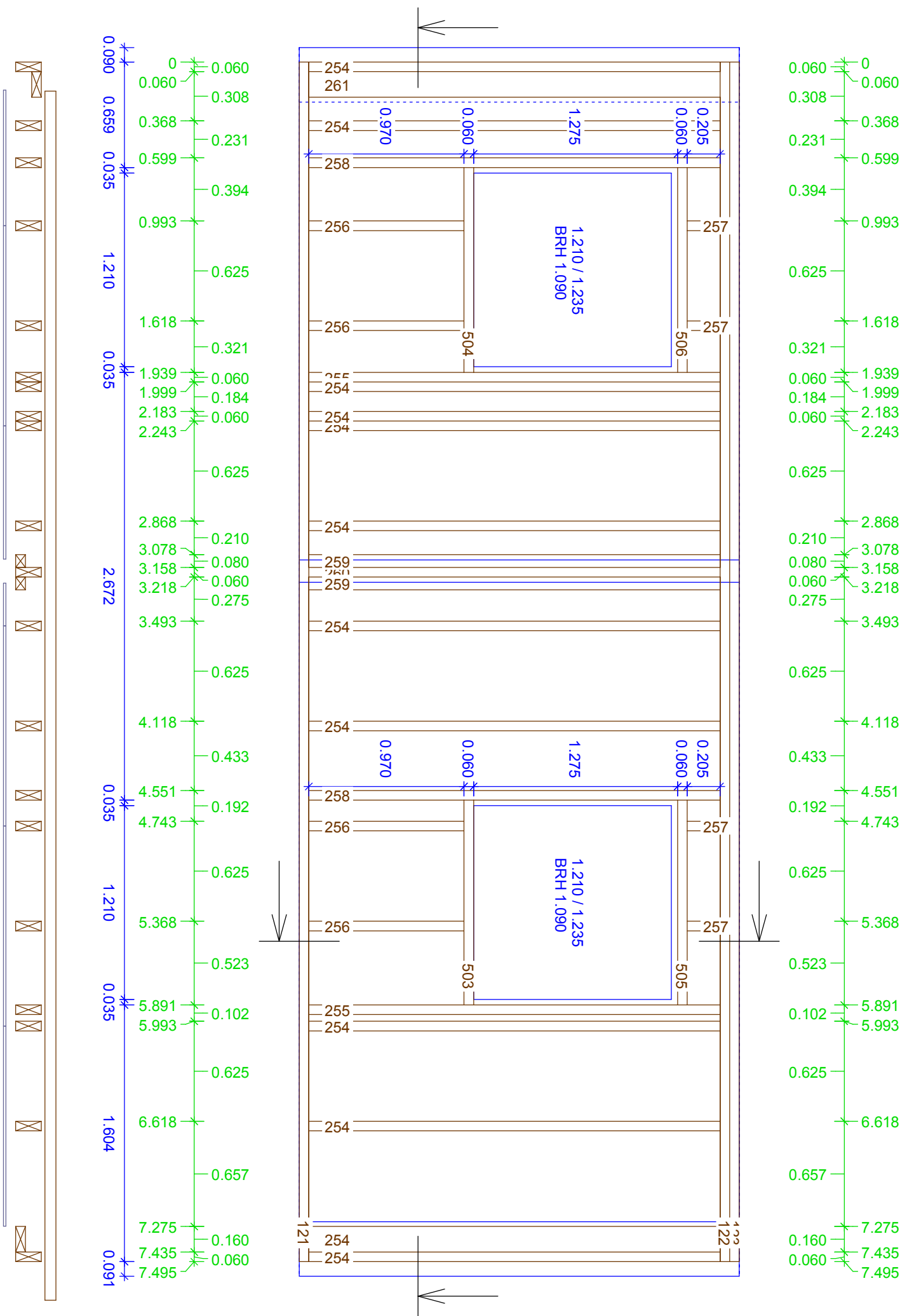
EG 0
Wand 5
Gruppe : -1, 0
Laufnummer
Maßstab: 1 : 20



L248 2x	KVH, 0.060 x 0.080	2.570
L118 1x	T-Stoß Gegenpfosten	4.025
L119 1x	KVH LA, 0.060 x 0.160	4.025
L120 1x	Schwelle	4.025
L247 4x	KVH, 0.060 x 0.160	2.570
L249 1x	Rähm	2.570
L250 1x	Rähm	2.570
L251 1x	Pfosten	0.970
L252 1x	T-Stoß Gegenpfosten	0.205
L253 1x	Fensterpfosten	2.570
L501 1x	Pfosten	1.280
L502 1x	Fensterpfosten	1.280

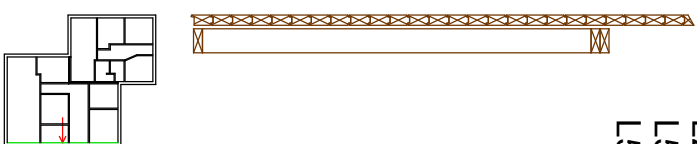
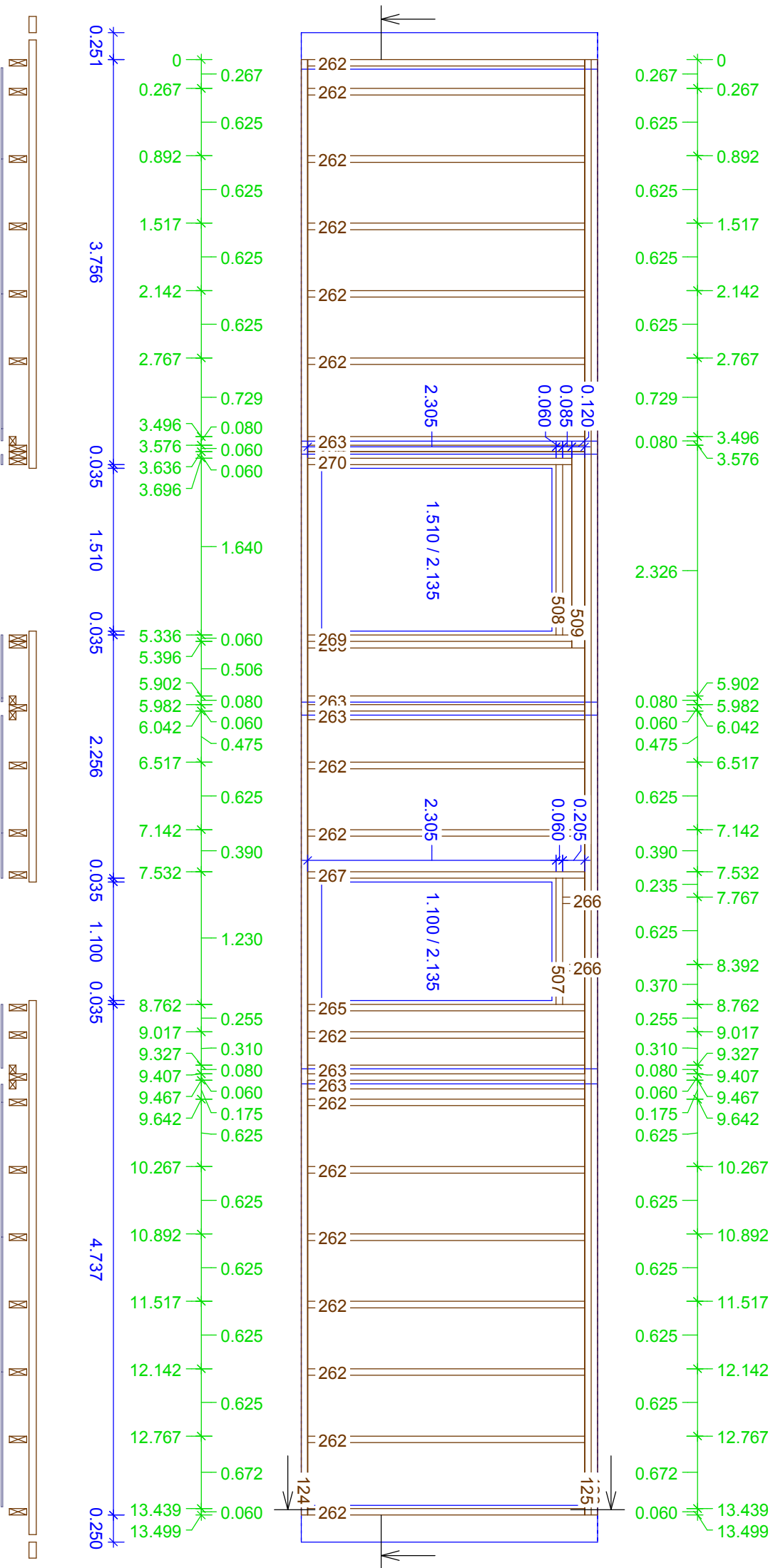
EG 0
Wand 6
Gruppe : -1, 0
Laufnummer
Maßstab: 1 : 30

L259 2x	KVH, 0.060 x 0.080	2.570
L121 1x	T-Stoß Gegenpfosten	2.570
L122 1x	KVH LA, 0.060 x 0.160	7.495
L123 1x	Schwelle	7.495
L254 12x	KVH, 0.060 x 0.160	2.570
L255 2x	Rähm	7.495
L256 4x	Rähm	7.495
L257 4x	Rähm	2.570
L258 2x	Pfosten	2.570
L260 1x	Fensterpfosten	2.570
L261 1x	Pfosten	0.970
L503 1x	Pfosten	0.205
L504 1x	Fensterpfosten	2.570
L505 1x	T-Stoß Gegenpfosten	2.570
L506 1x	Eckpfosten	2.570
	Brüstungsriegel	1.280
	Brüstungsriegel	1.280
	Sturzriegel	1.280
	Sturzriegel	1.280



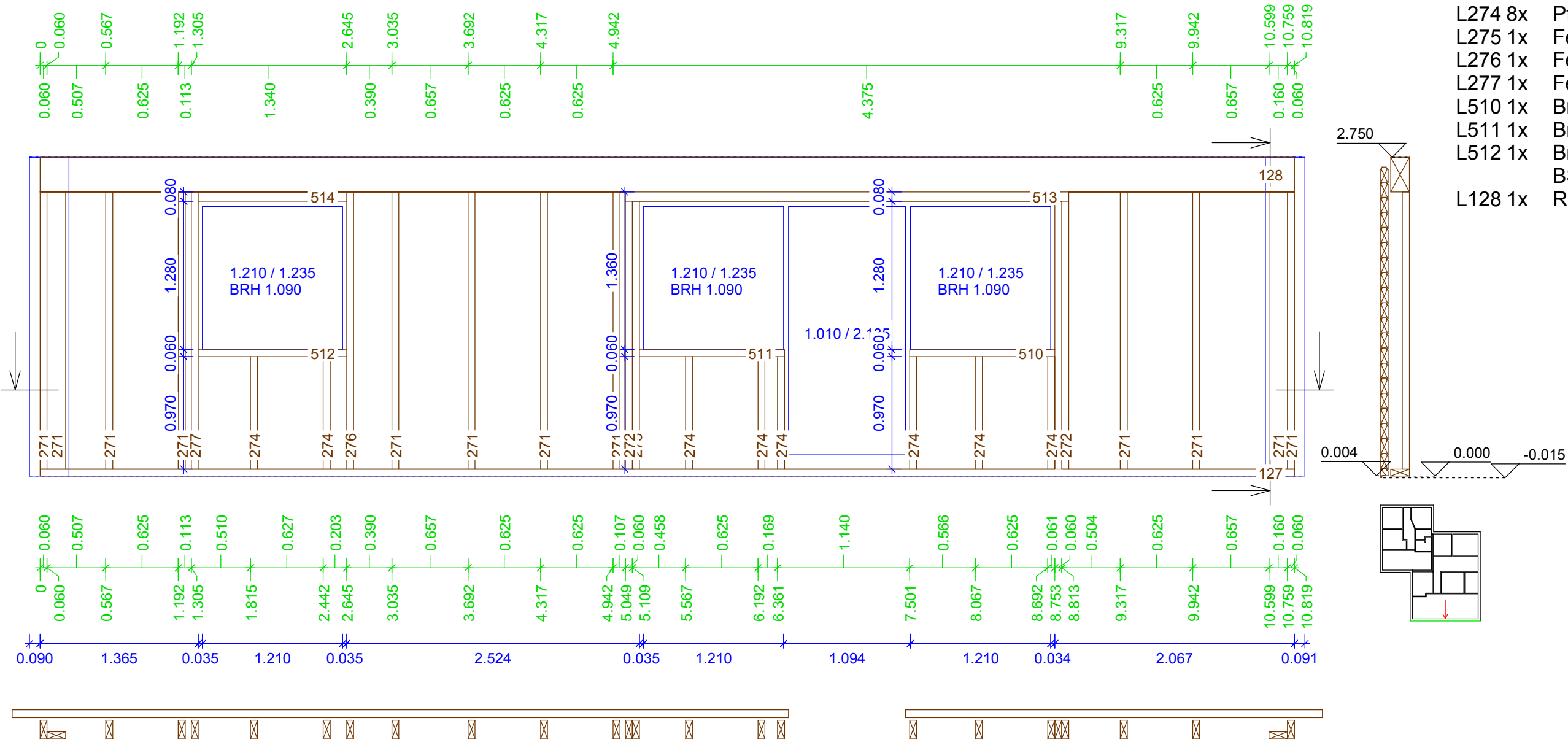
EG 0
Wand 7
Gruppe : -1, 0
Laufnummer
Maßstab: 1 : 50

L263 5x	KVH, 0.060 x 0.080	2.570
L124 1x	T-Stoß Gegenpfosten KVH LA, 0.060 x 0.160	13.499
L509 1x	Schwelle KVH, 0.120 x 0.160 Wandriegel KVH, 0.060 x 0.160	1.820
L125 1x	Rähm	13.499
L126 1x	Rähm	13.499
L262 16x	Pfosten	2.570
L264 3x	T-Stoß Gegenpfosten	2.570
L265 1x	Türpfosten	2.570
L266 2x	Pfosten	0.205
L267 1x	Türpfosten	2.570
L268 2x	Pfosten	2.450
L269 1x	Türpfosten	2.450
L270 1x	Türpfosten	2.450
L507 1x	Sturzriegel	1.170
L508 1x	Sturzriegel	1.580



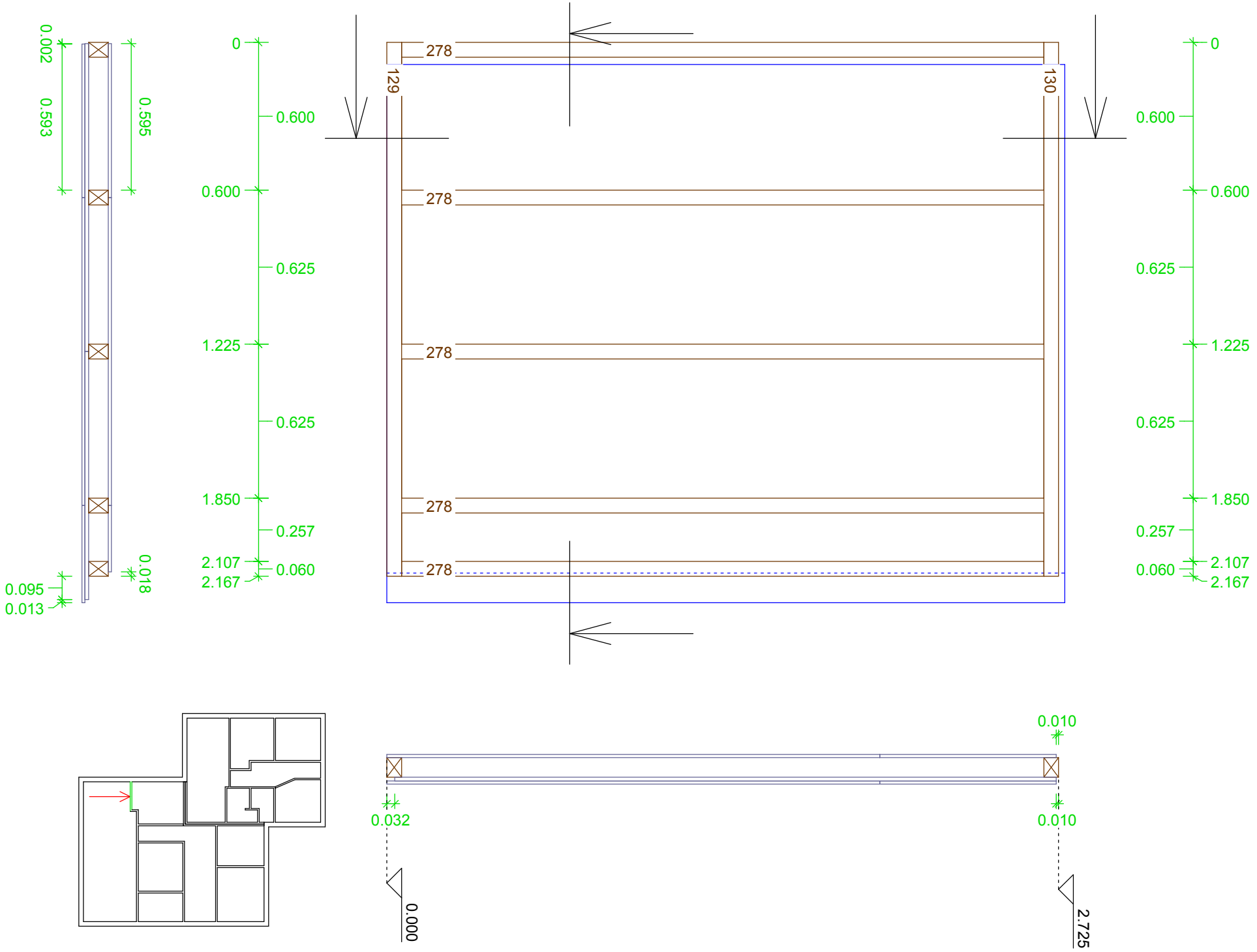
EG 0
Wand 8
Gruppe : -1, 0
Laufnummer
Maßstab: 1 : 40

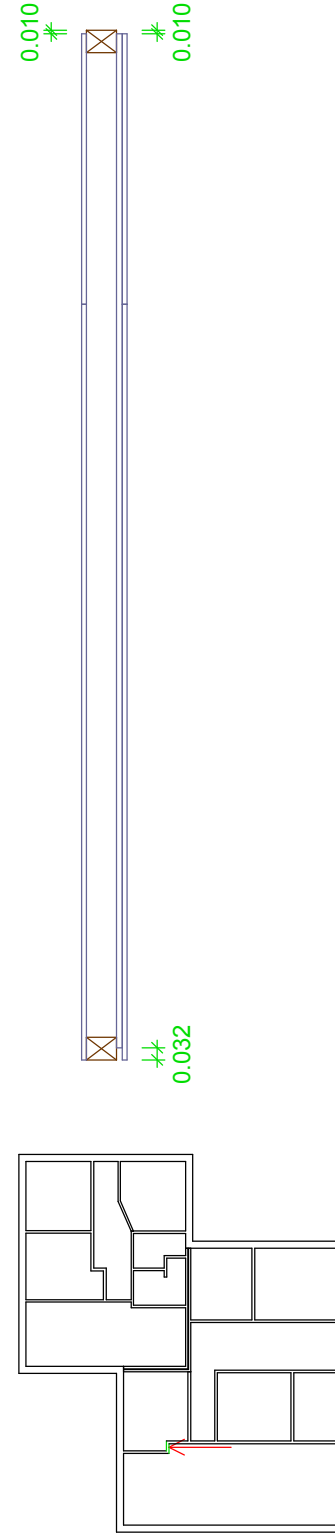
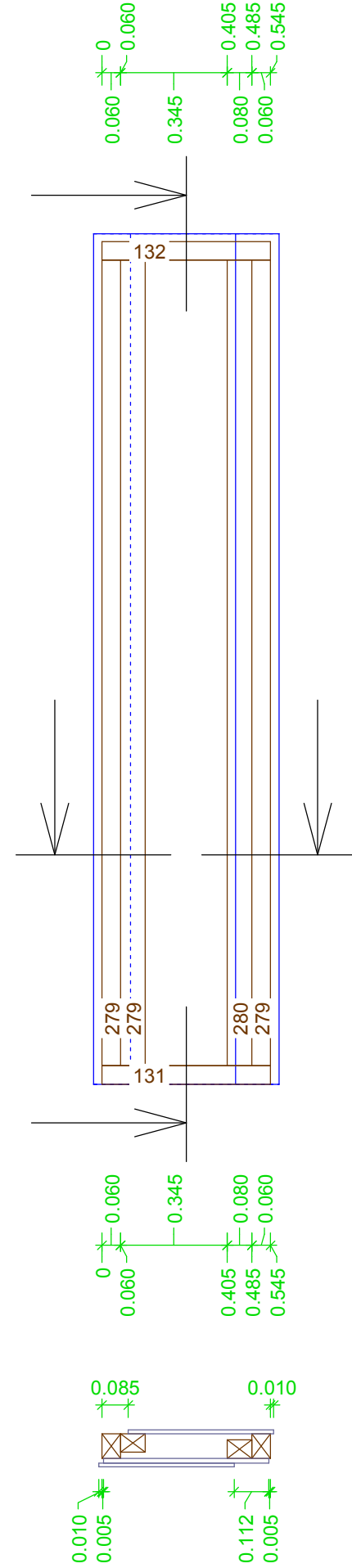
L127 1x	KVH LA, 0.060 x 0.160	10.819
	Schwelle	
L513 1x	KVH, 0.080 x 0.160	3.824
L514 1x	Sturzriegel	1.280
	KVH, 0.060 x 0.160	
L271 12x	Pfosten	2.390
L272 2x	Pfosten	2.310
L273 1x	Fensterpfosten	2.310
L274 8x	Pfosten	0.970
L275 1x	Fensterpfosten	2.310
L276 1x	Fensterpfosten	2.390
L277 1x	Fensterpfosten	2.390
L510 1x	Brüstungsriegel	1.252
L511 1x	Brüstungsriegel	1.252
L512 1x	Brüstungsriegel	1.280
L128 1x	BSH, 0.300 x 0.160	10.819
	Rähm	



EG 0
Wand 9
Gruppe : 0
Laufnummer
Maßstab: 1 : 20

KVH LA, 0.060 x 0.080 2.167
L129 1x Schwelle 2.605
L130 1x Rähm 2.167
L278 5x Pfosten 2.605

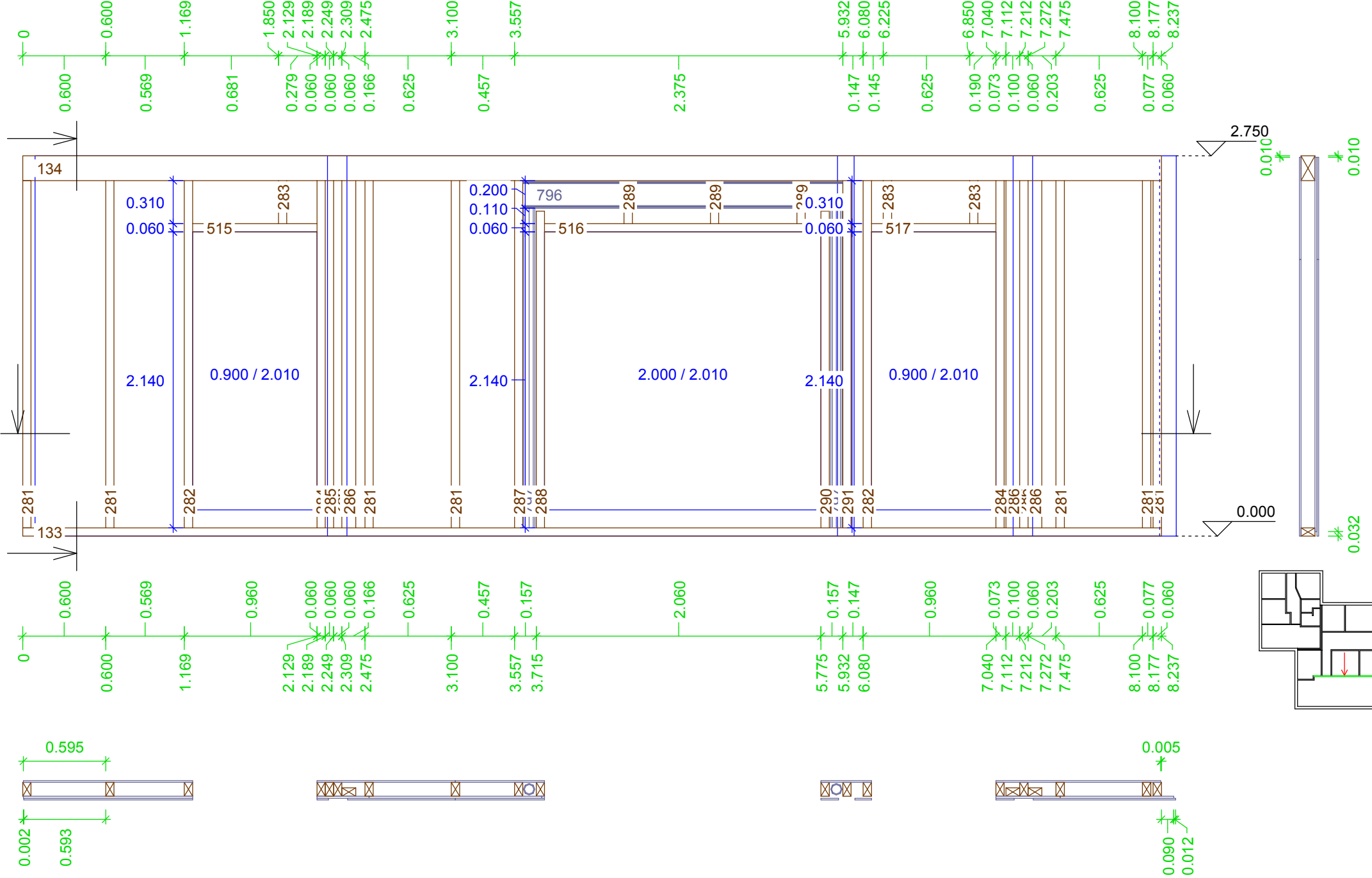




EG 0
 Wand 10
 Gruppe : 0
 Laufnummer
 Maßstab: 1 : 20

L131 1x	KVH LA, 0.060 x 0.080 Schwelle	0.545
L132 1x	KVH, 0.060 x 0.080 Rähm	0.545
L279 3x	Pfosten	2.605
L280 1x	Eckpfosten	2.605

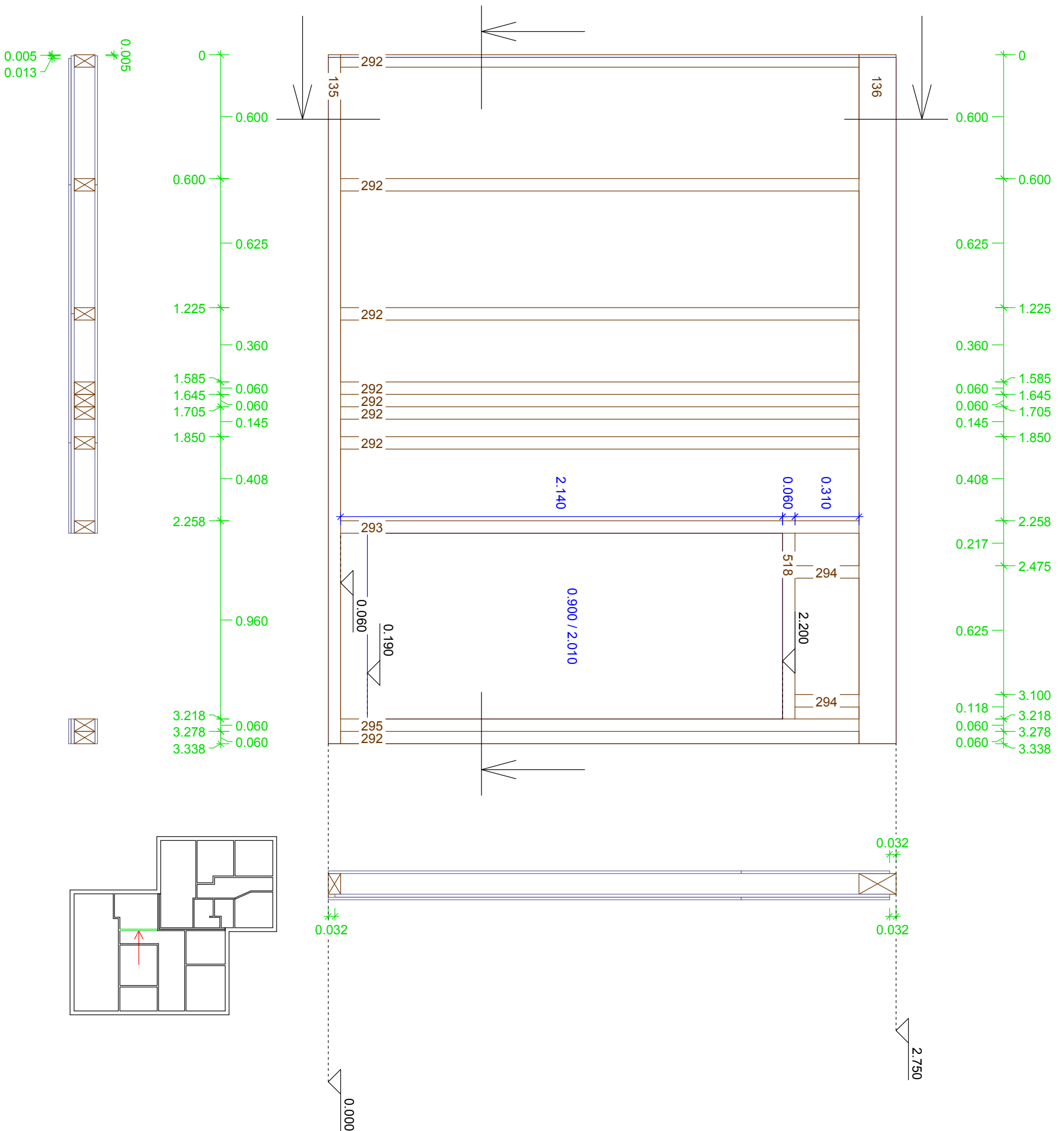
EG 0
Wand 11
Gruppe : 0
Laufnummer
Maßstab: 1 : 35



L133 1x	Schwelle	8.237
L281 7x	Pfosten	2.510
L282 2x	Türpfosten	2.510
L283 3x	Pfosten	0.310
L284 2x	Türpfosten	2.510
L285 1x	Türpfosten	2.510
L286 5x	T-Stoß Gegenpfosten	2.510
L287 1x	Pfosten	2.510
L288 1x	Türpfosten	2.290
L289 3x	Pfosten	0.090
L290 1x	Türpfosten	2.290
L291 1x	T-Stoß Gegenpfosten	2.510
L515 1x	Sturzriegel	0.900
L516 1x	Sturzriegel	2.000
L517 1x	Sturzriegel	0.900
L797 2x	Rohr 82.5 x 7.1 - EN 10 210 - S235 Pos. 27 an Pos. 24	2.310
L796 1x	IPE 200 - S235 Pos. 24	2.315
L134 1x	KVH, 0.180 x 0.100 Rähm	8.237

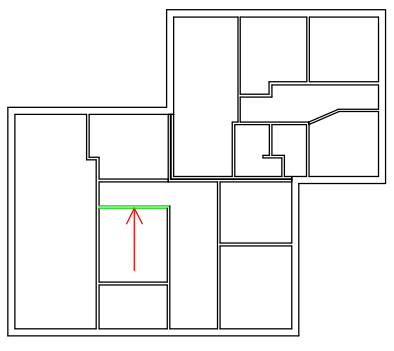

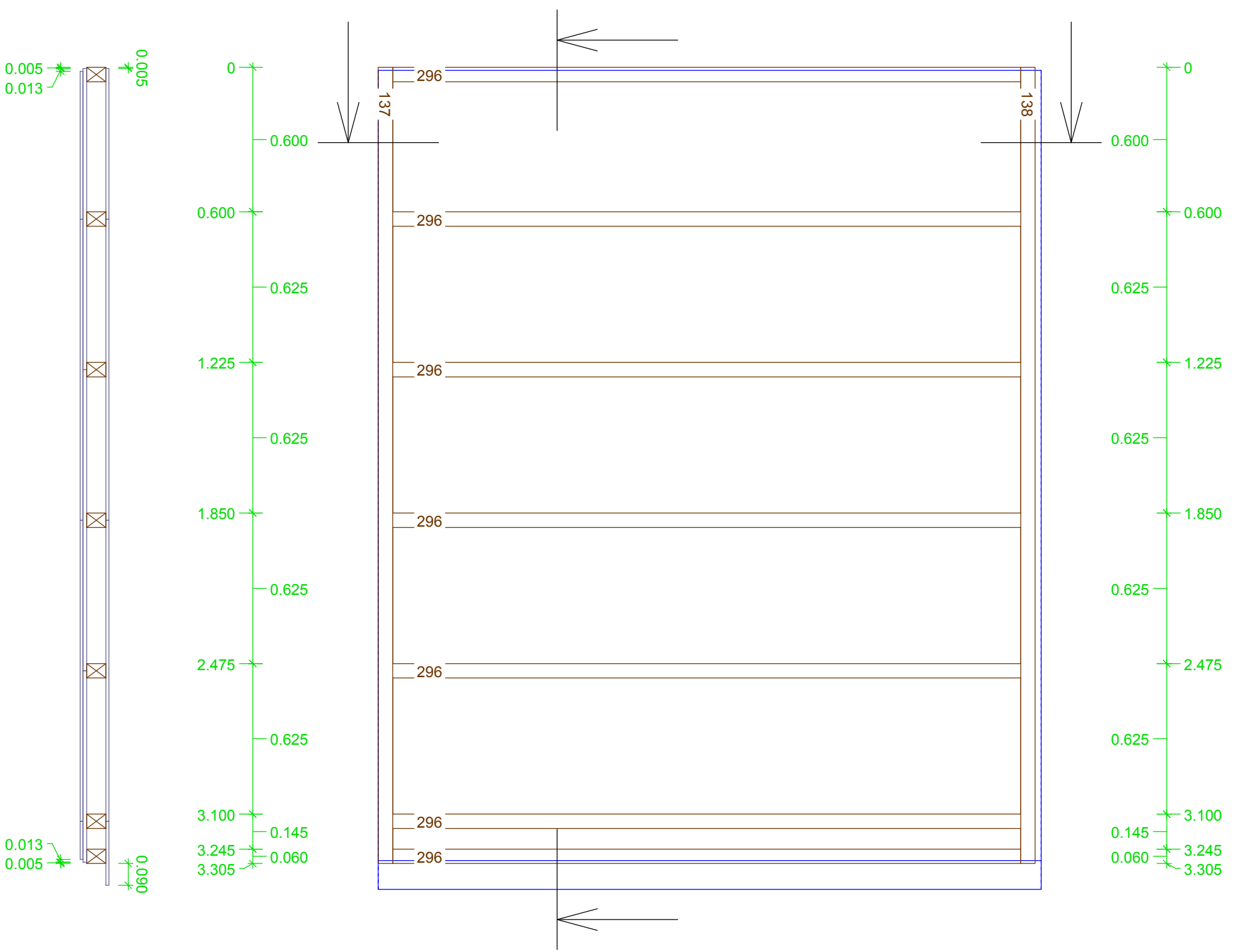
EG 0
Wand 12
Gruppe : 0
Laufnummer
Maßstab: 1 : 20

L136 1x	KVH, 0.180 x 0.100	3.338
L135 1x	Rähm	3.338
L292 8x	KVH, 0.060 x 0.100	3.338
L293 1x	Schwelle	3.338
L294 2x	Pfosten	2.510
L295 1x	Türpfosten	2.510
L518 1x	Sturzriegel	0.900



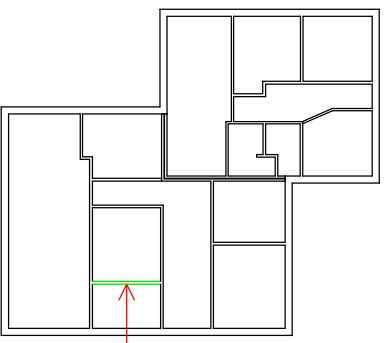

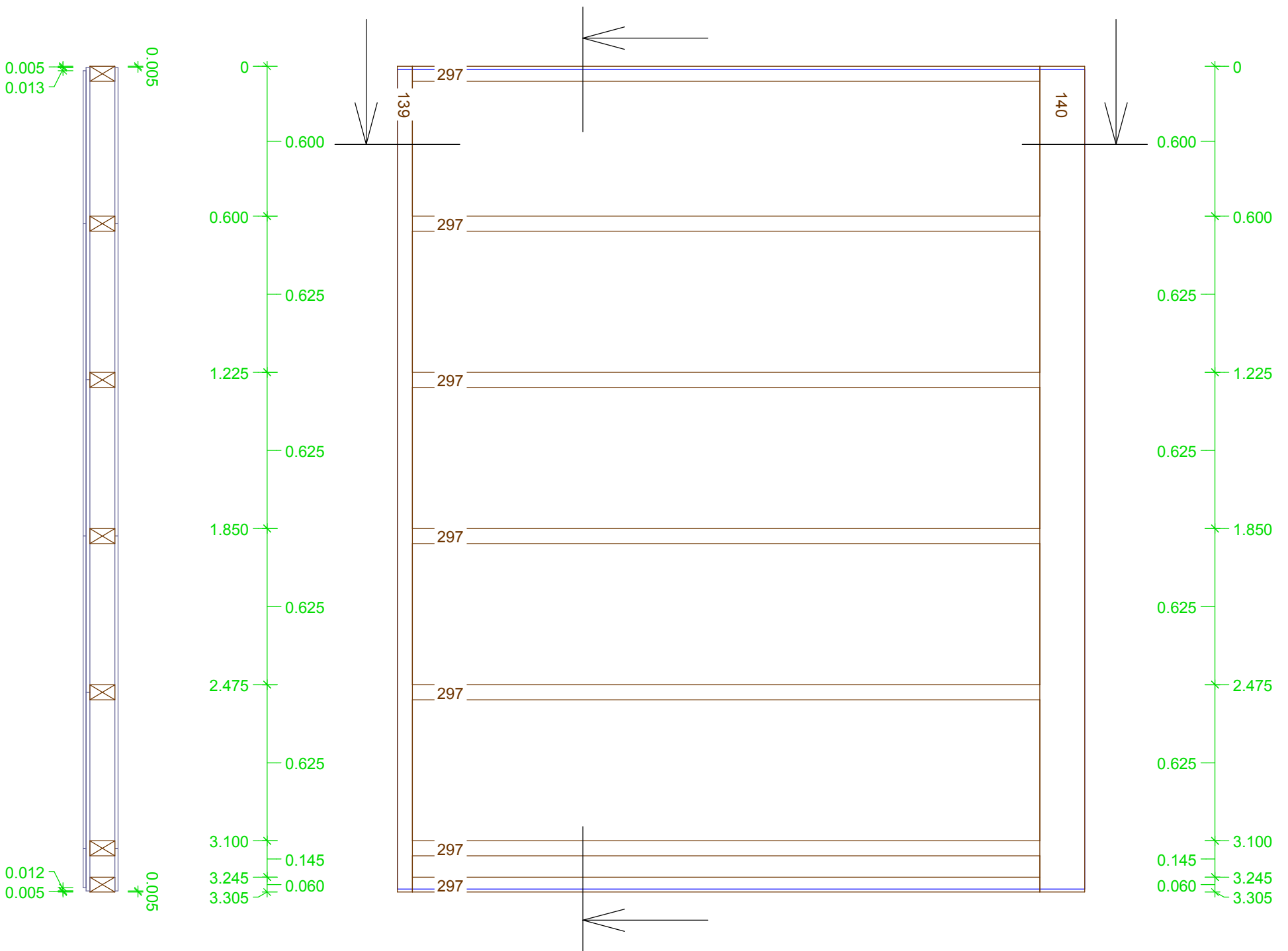
EG 0
Wand 13
Gruppe : 0
Laufnummer
Maßstab: 1 : 20

KVH LA, 0.060 x 0.080
L137 1x Schwellen 3.305
L138 1x Rähm 3.305
L296 7x Pfosten 2.605




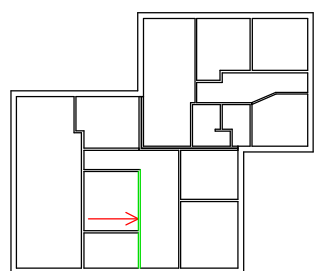
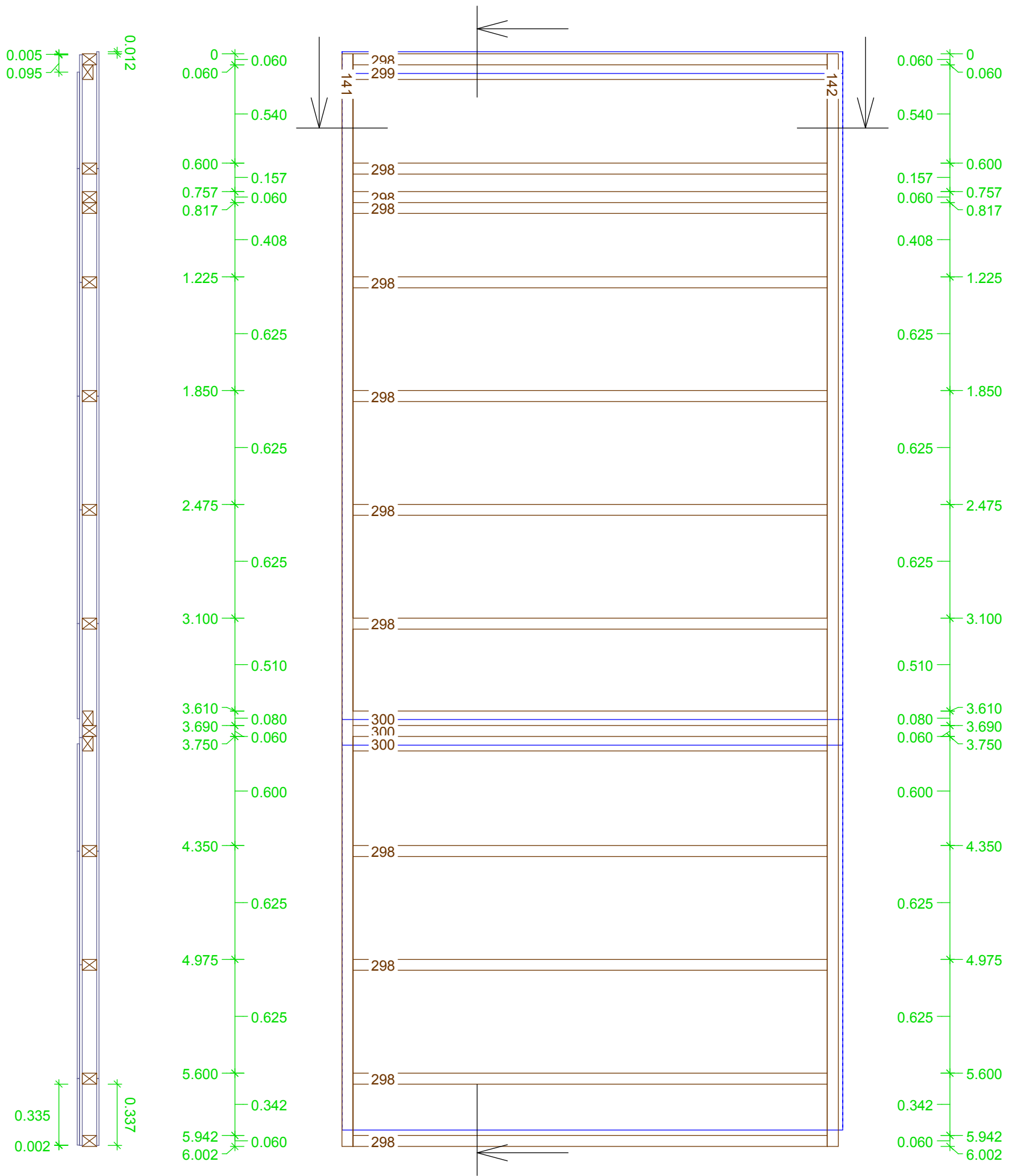
EG 0
Wand 14
Gruppe : 0
Laufnummer
Maßstab: 1 : 20

KVH, 0.180 x 0.100 3.305
L140 1x Rähm
KVH, 0.060 x 0.100 3.305
L139 1x Schwelle
L297 7x Pfosten 2.510



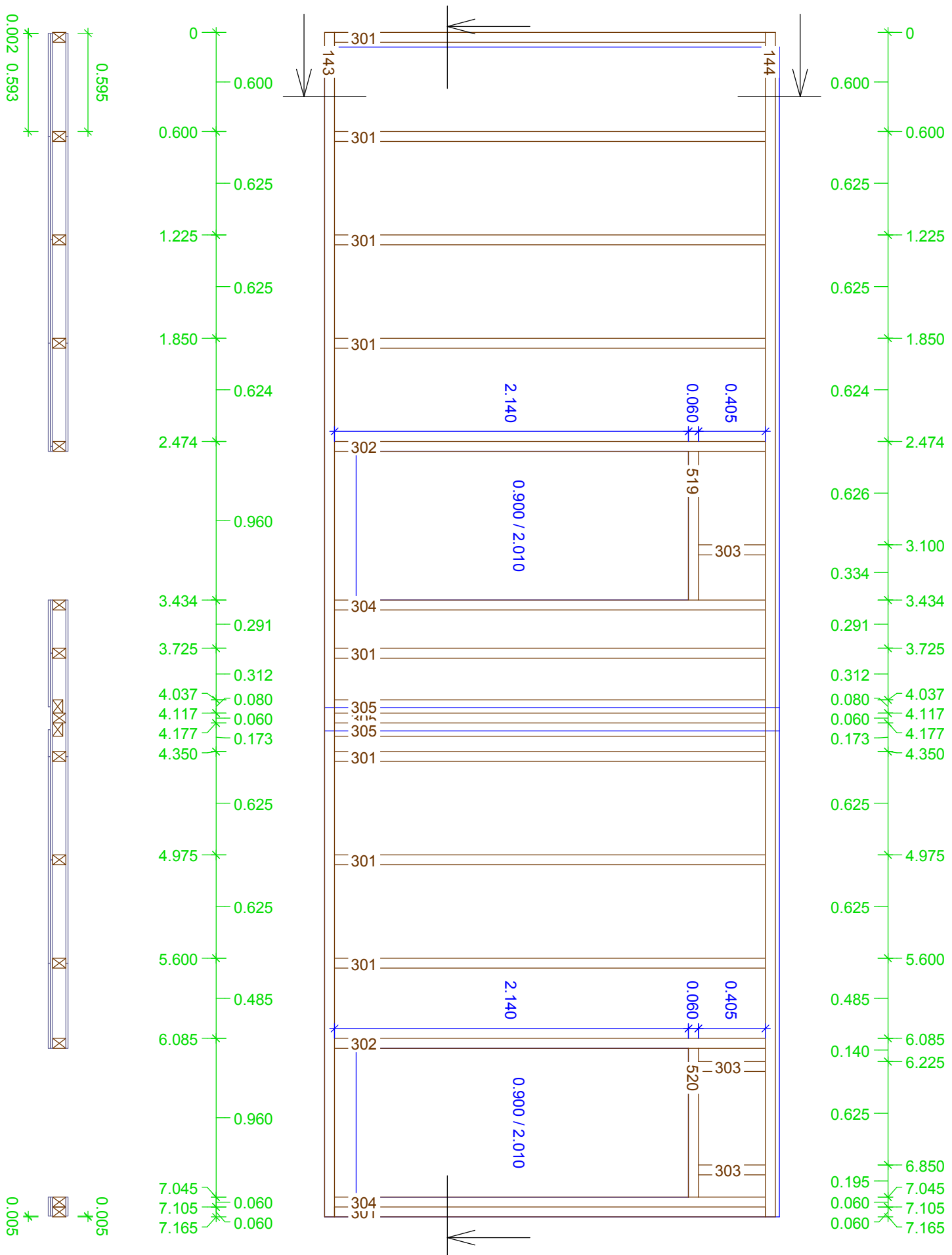
EG 0
Wand 15
Gruppe : 0
Laufnummer
Maßstab: 1 : 25

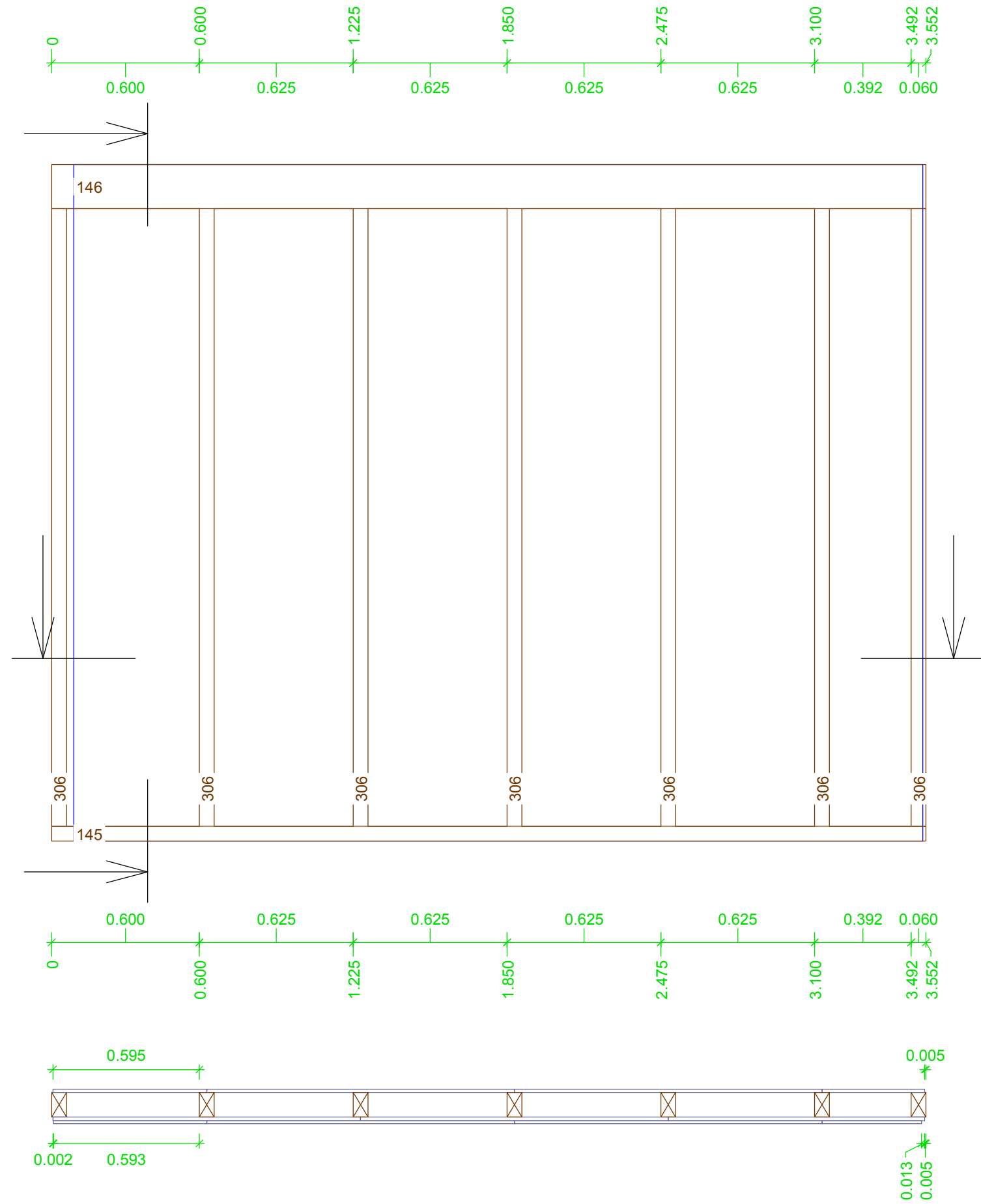
- L141 1x KVH LA, 0.060 x 0.080 6.002
- L142 1x Schwellle KVH, 0.060 x 0.080 6.002
- L298 12x Rähm 6.002
- L299 1x Eckpfosten 2.605
- L300 3x T-Stoß Gegenpfosten 2.605



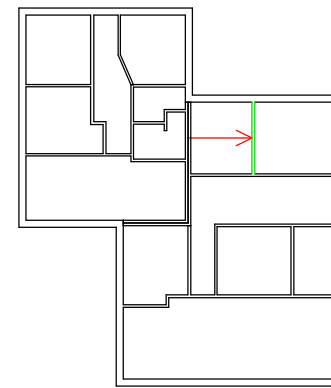
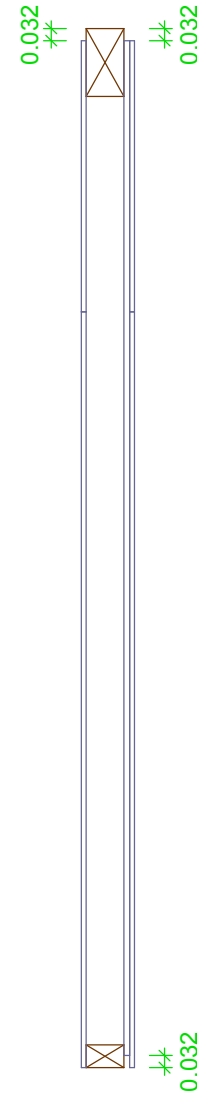
EG 0
Wand 16
Gruppe : 0
Laufnummer
Maßstab: 1 : 30

L143 1x	KVH LA, 0.060 x 0.080	7.165
L144 1x	Schwelle	7.165
L301 9x	KVH, 0.060 x 0.080	7.165
L302 2x	Rähm	2.605
L303 3x	Pfosten	2.605
L304 2x	Pfosten	0.405
L305 3x	Türpfosten	2.605
L519 1x	T-Stoß Gegenpfosten	2.605
L520 1x	Sturzriegel	0.900
	Sturzriegel	0.900



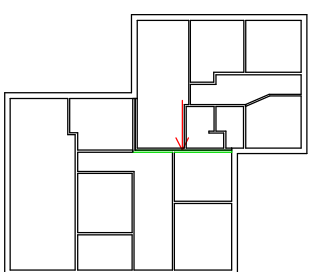
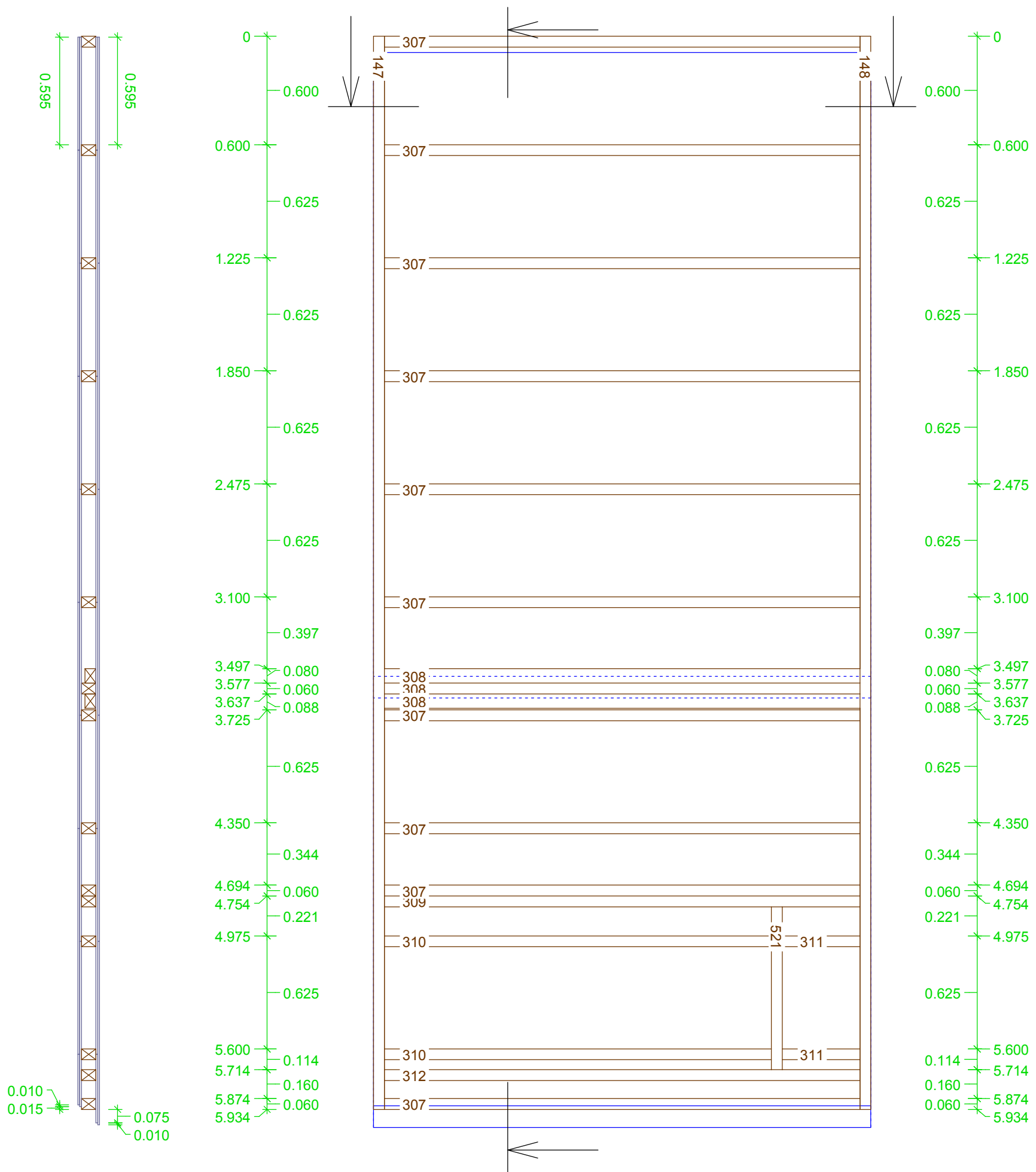


	EG 0	
	Wand 17	
	Gruppe :	0
	Laufnummer	
	Maßstab:	1 : 20
	KVH, 0.180 x 0.100	
L146 1x	Rähm	3.552
	KVH, 0.060 x 0.100	
L145 1x	Schwelle	3.552
L306 7x	Pfosten	2.510



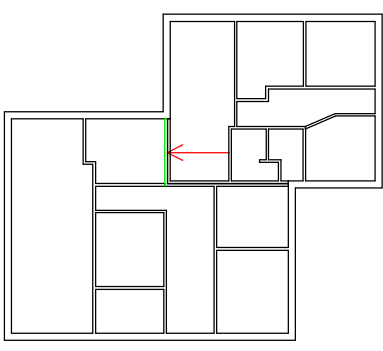
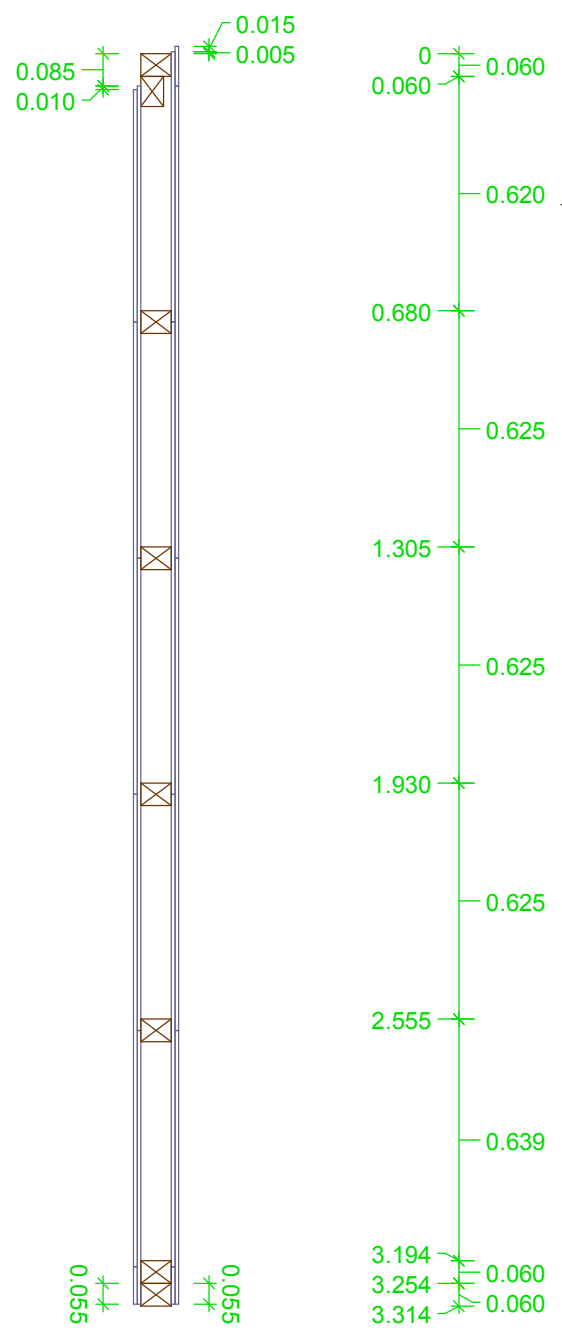

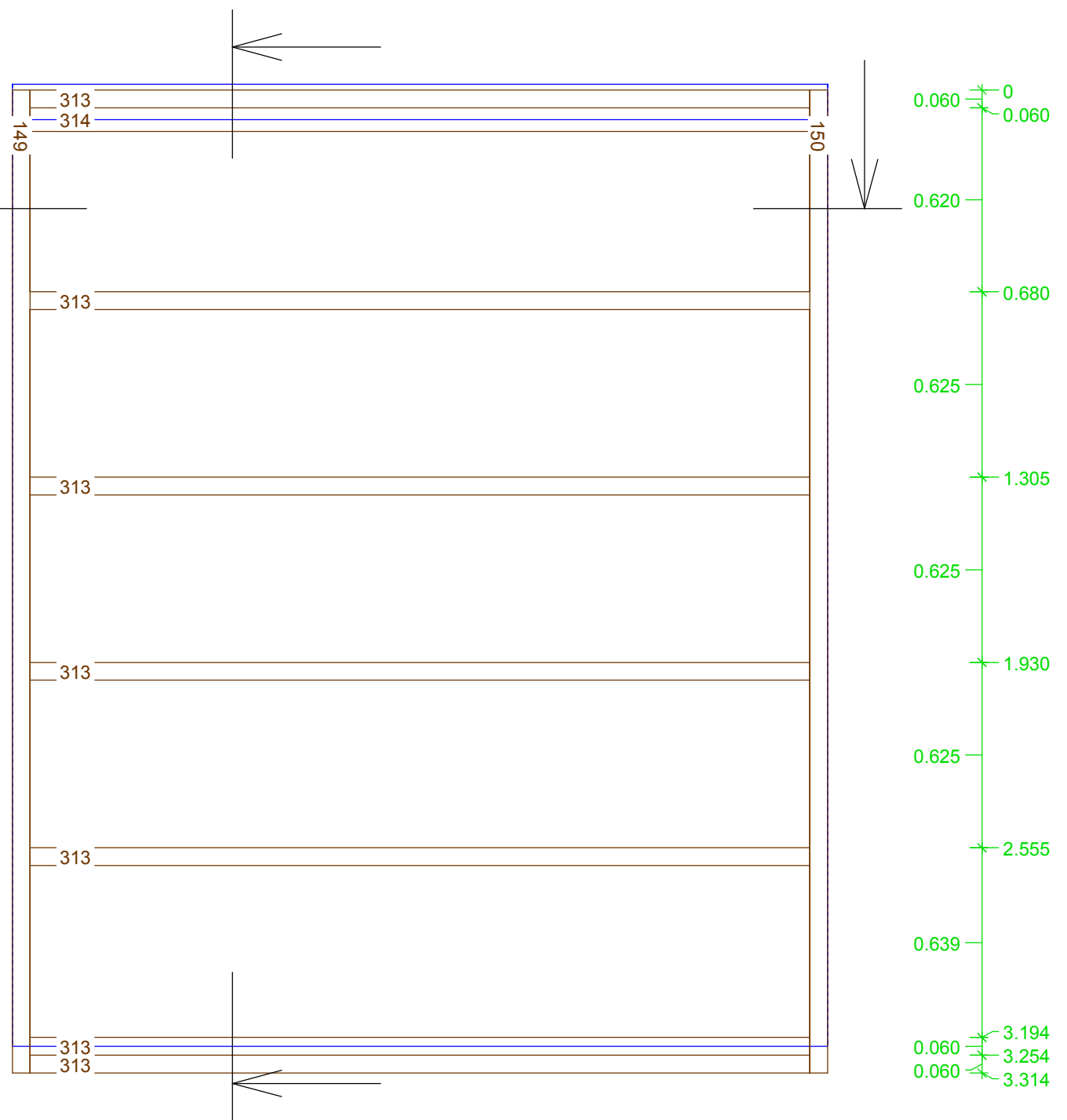
EG 0
Wand 18
Gruppe : 0
Laufnummer
Maßstab: 1 : 25

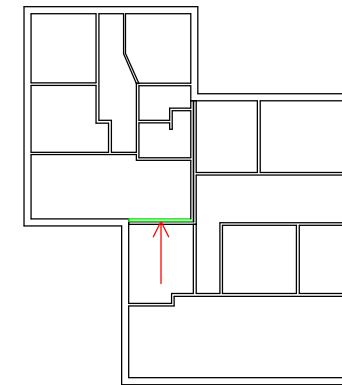
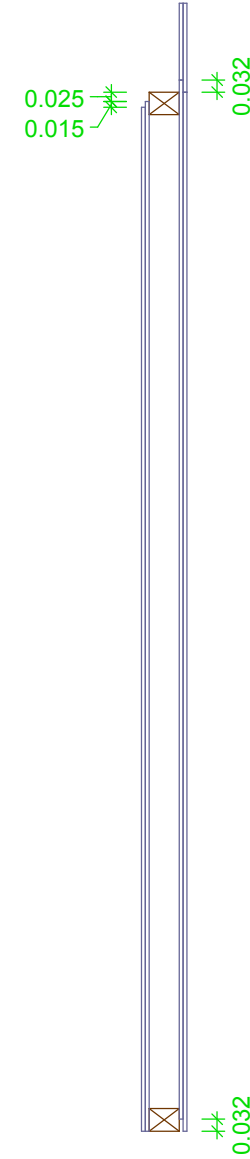
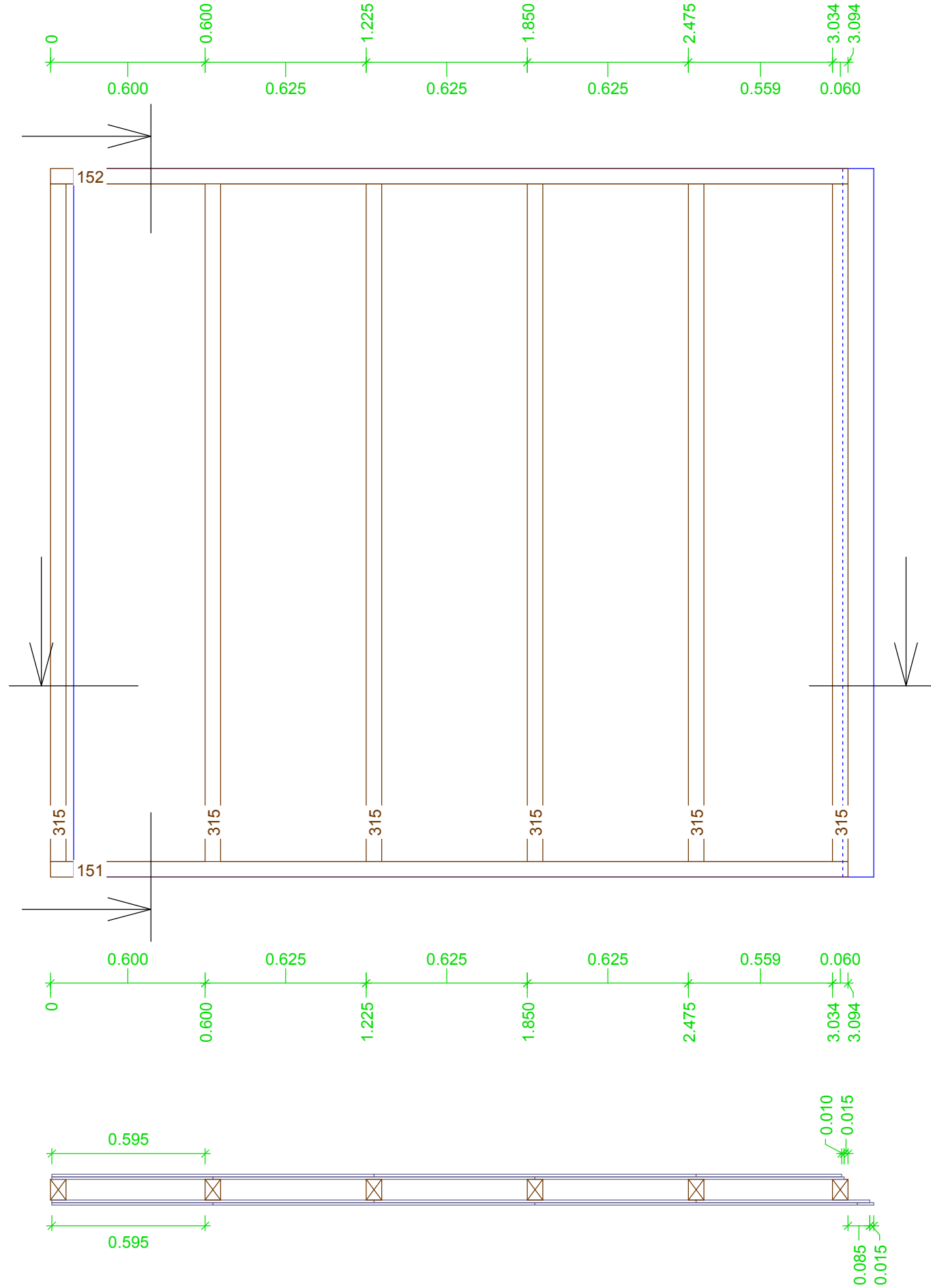
L147 1x	KVH LA, 0.060 x 0.080	5.934
L148 1x	Schwelle KVH, 0.060 x 0.080	5.934
L307 10x	Rähm Pfosten	5.934
L308 3x	T-Stoß Gegenpfosten	2.630
L309 1x	Pfosten	2.630
L310 2x	Pfosten	2.140
L311 2x	Pfosten	0.430
L312 1x	Pfosten	2.630
L521 1x	Wandriegel	0.900



EG 0
Wand 19
Gruppe : 0
Laufnummer
Maßstab: 1 : 20

KVH LA, 0.060 x 0.080 3.314
L149 1x Schwelle 3.314
L150 1x KVH, 0.060 x 0.080
L313 7x Rähm 3.314
L314 1x Pfosten 2.630
Eckpfosten 2.630

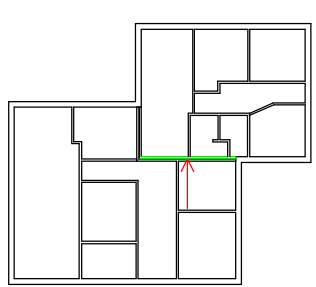

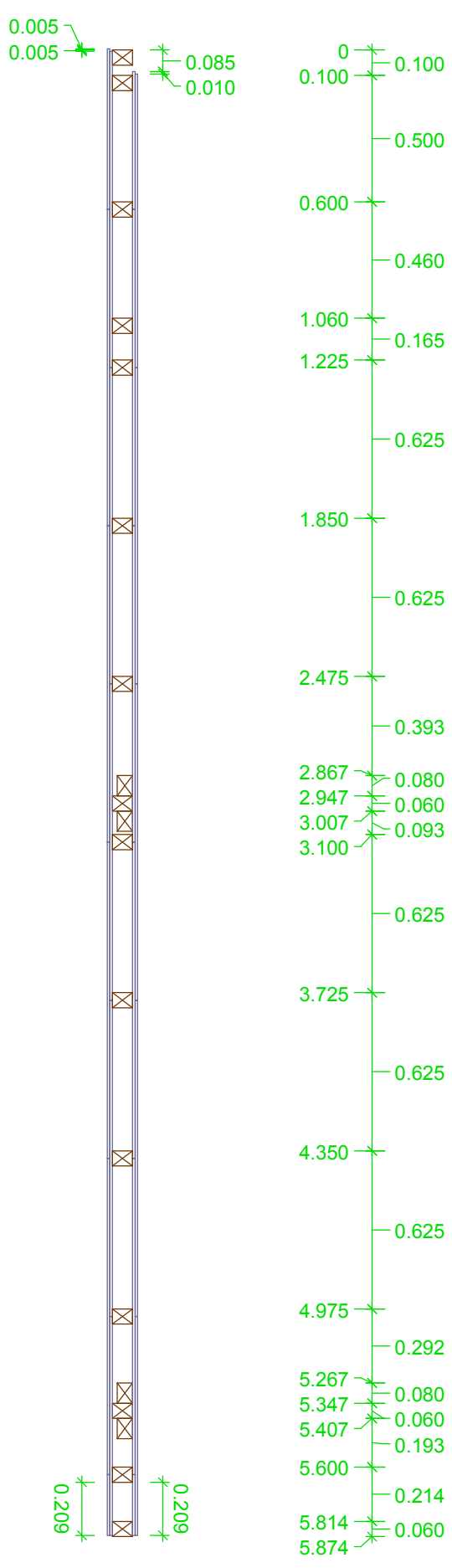
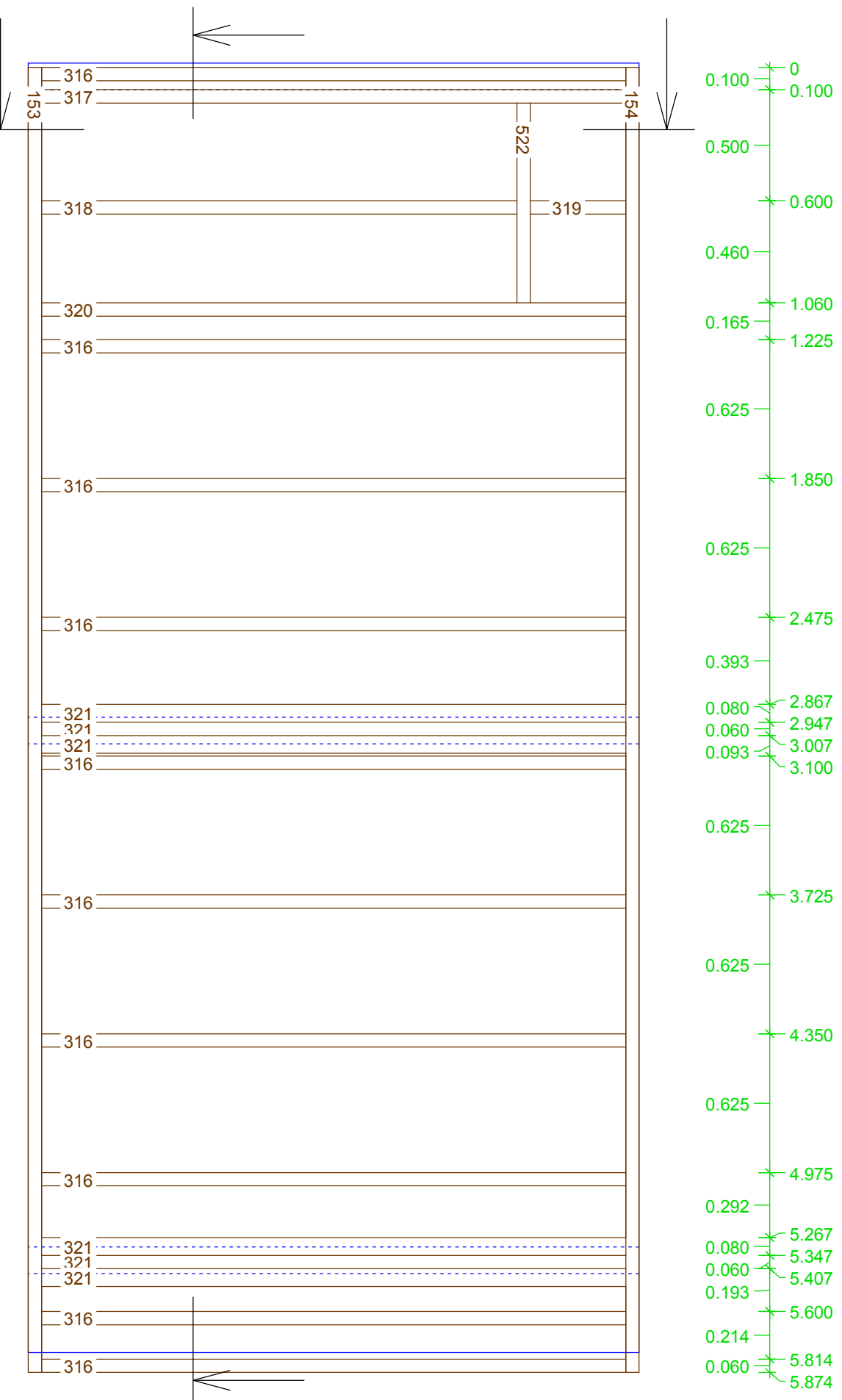




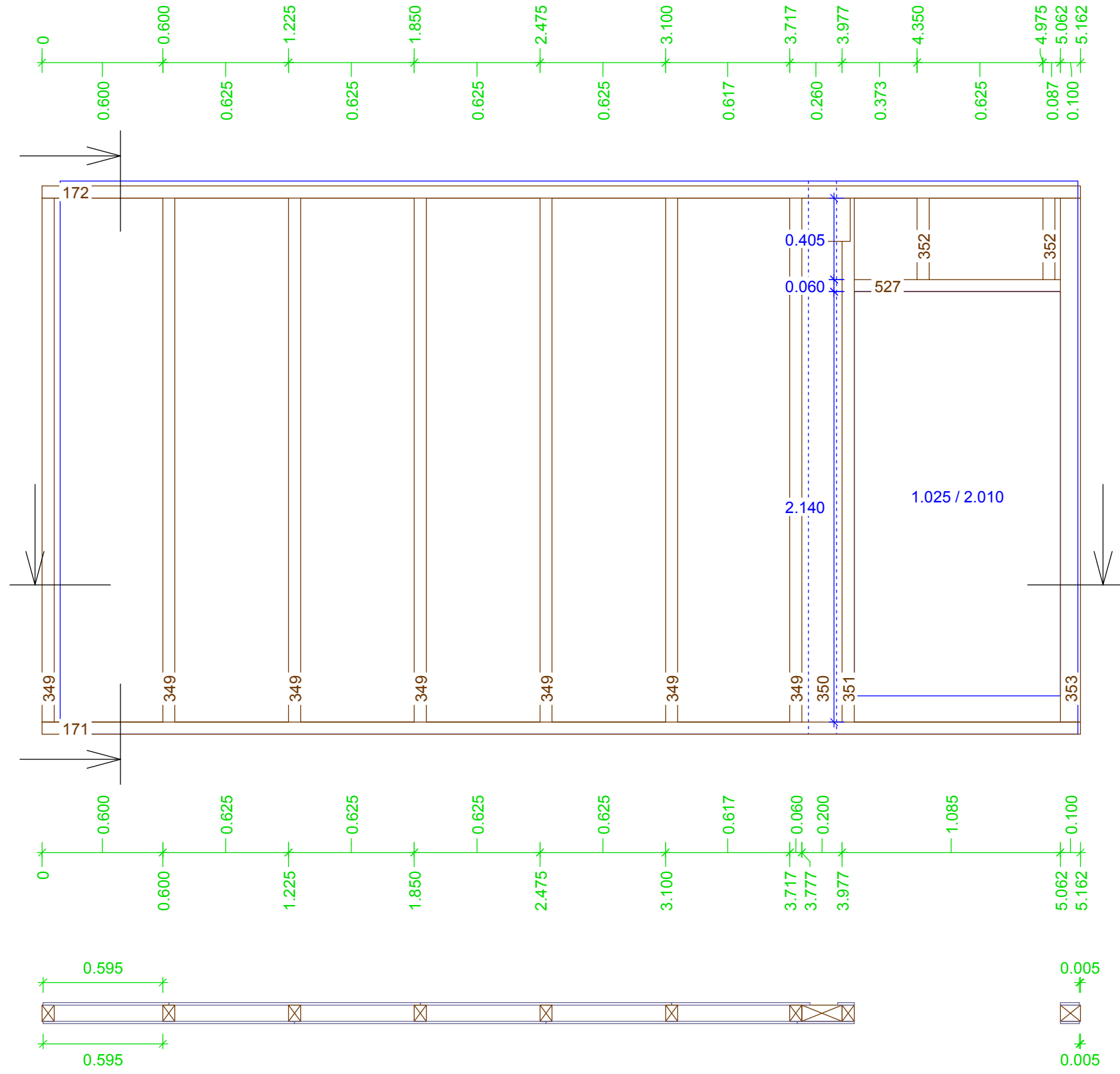
	EG 0	
	Wand 20	
	Gruppe :	0
	Laufnummer	
	Maßstab:	1 : 20
L151 1x	KVH LA, 0.060 x 0.080	
	Schwelle	3.094
L152 1x	KVH, 0.060 x 0.080	
	Rähm	3.094
L315 6x	Pfosten	2.630

EG 0
Wand 21
Gruppe : 0
Laufnummer
Maßstab: 1 : 25

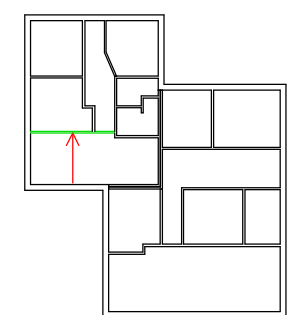
L153 1x	KVH LA, 0.060 x 0.080	5.874
L154 1x	Schwelle KVH, 0.060 x 0.080	5.874
L316 10x	Rähm	5.874
L317 1x	Pfosten	2.630
L318 1x	Pfosten	2.630
L319 1x	Pfosten	2.140
L320 1x	Pfosten	0.430
L321 6x	T-Stoß Gegenpfosten	2.630
L522 1x	Wandriegel	2.630
		0.900



EG 0
 Wand 22
 Gruppe : 0
 Laufnummer
 Maßstab: 1 : 25

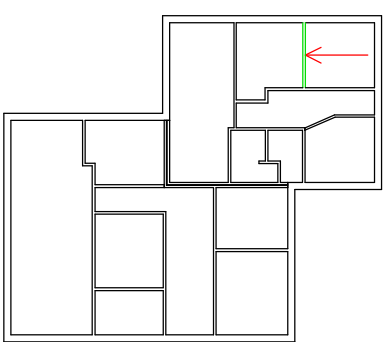

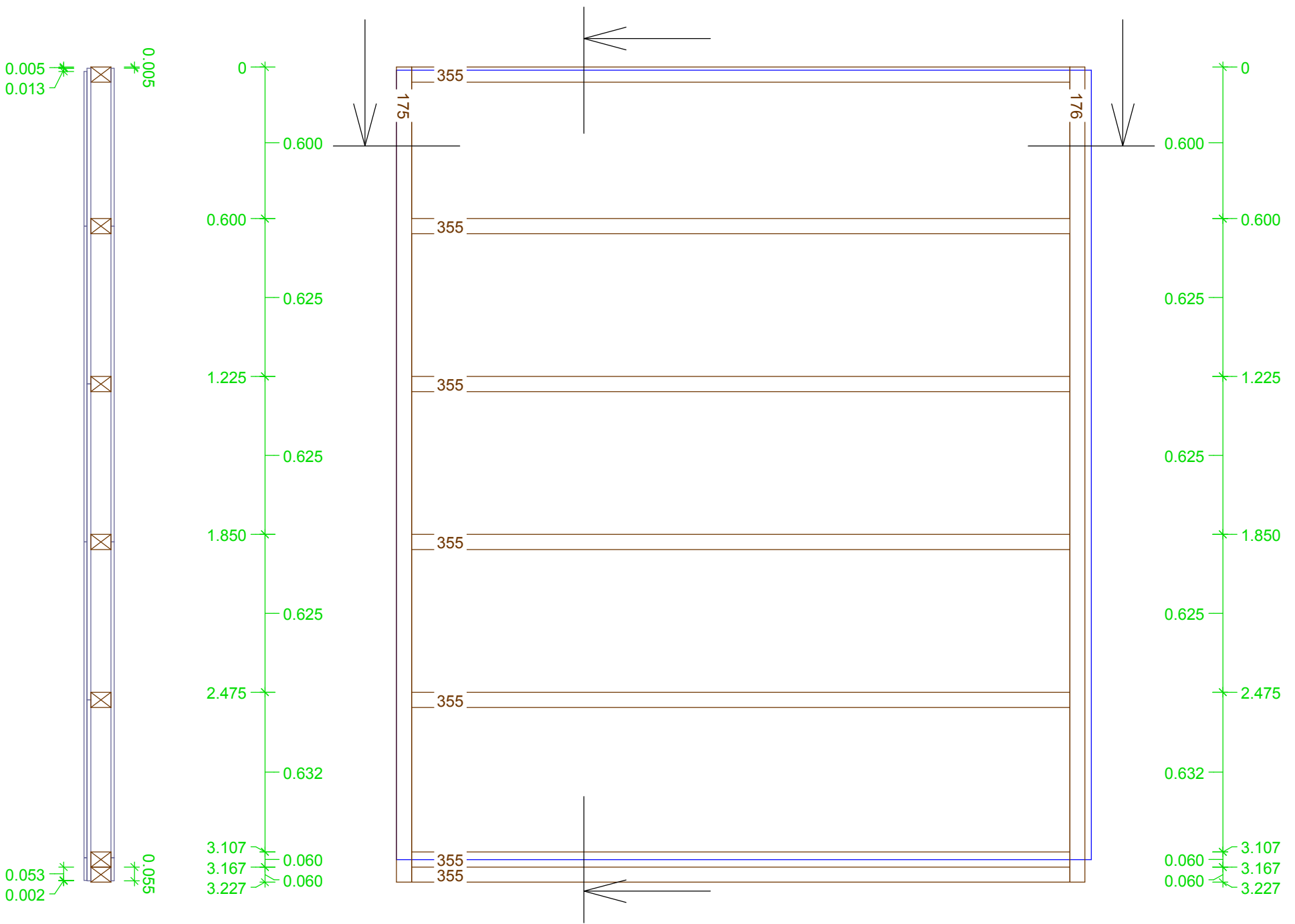


L171 1x	KVH LA, 0.060 x 0.080	5.162
L172 1x	Schwelle	5.162
L349 7x	KVH, 0.200 x 0.080	2.390
L350 1x	T-Stoß Gegenpfosten	2.390
L351 1x	KVH, 0.100 x 0.080	2.605
L352 2x	Pfosten	2.605
L353 1x	KVH, 0.060 x 0.080	2.605
L354 7x	Rähm	2.605
L355 1x	Türpfosten	2.605
L356 2x	Pfosten	0.405
L527 1x	Sturzriegel	1.025



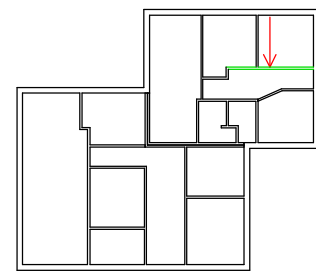
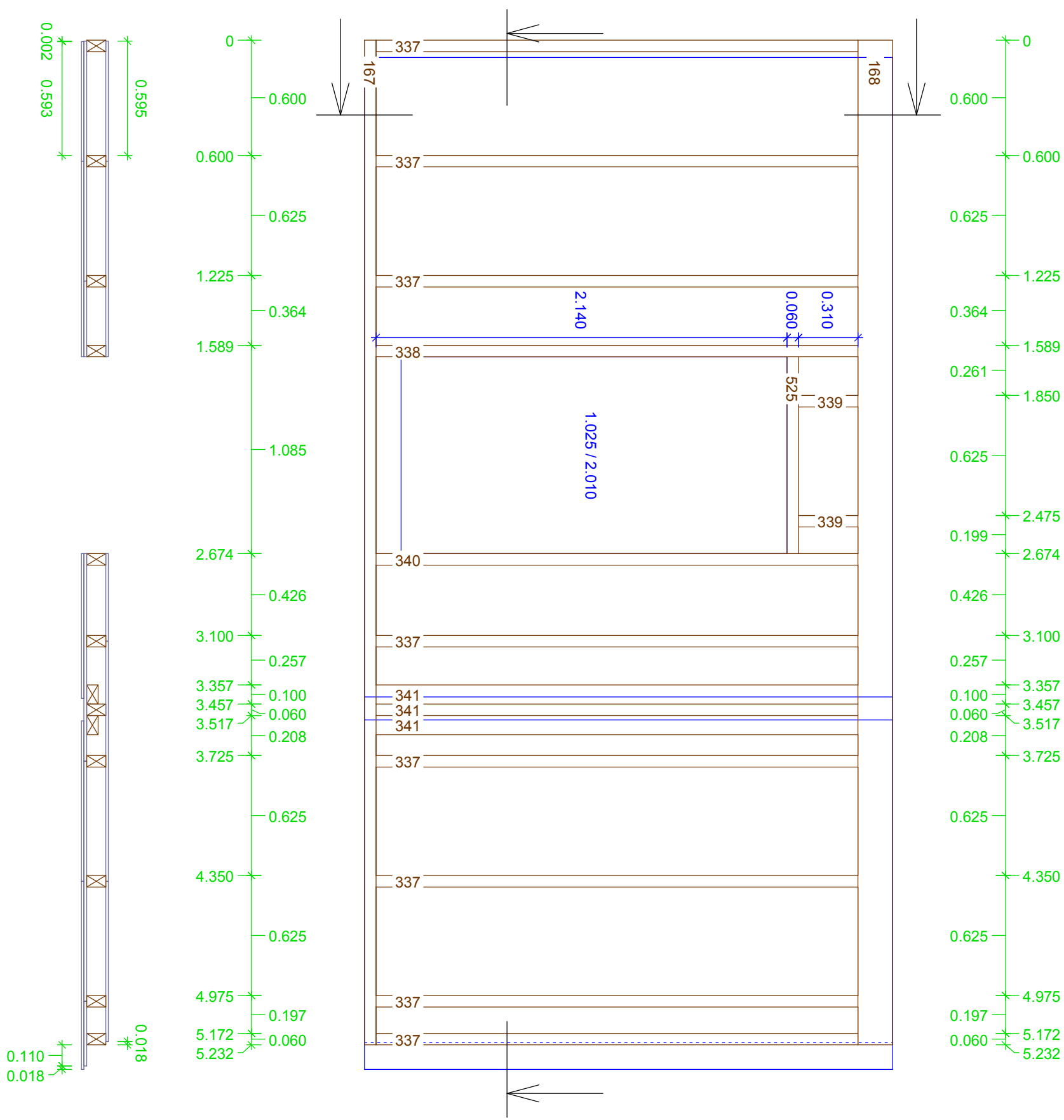
EG 0
Wand 23
Gruppe : 0
Laufnummer
Maßstab: 1 : 20

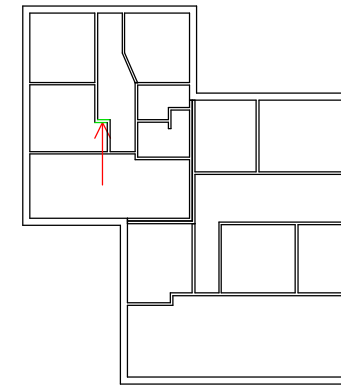
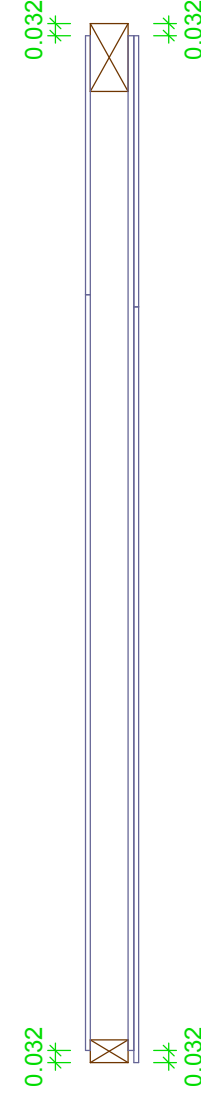
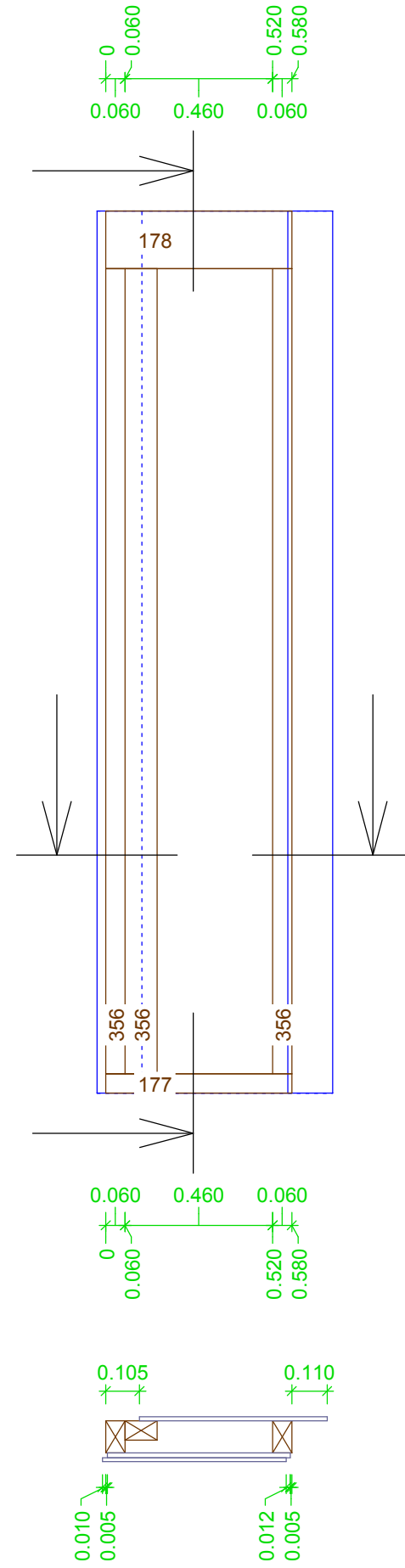
KVH LA, 0.060 x 0.080
3.227
L175 1x Schwellen
KVH, 0.060 x 0.080
L176 1x Rähm
3.227
L355 7x Pfosten
2.605



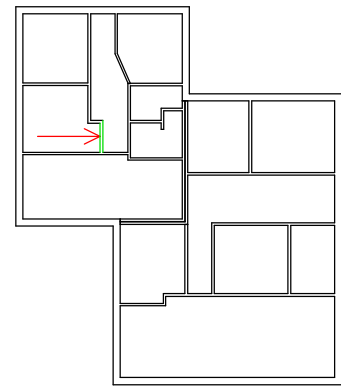
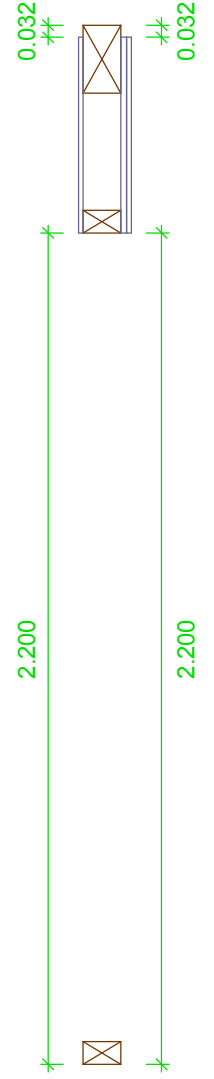
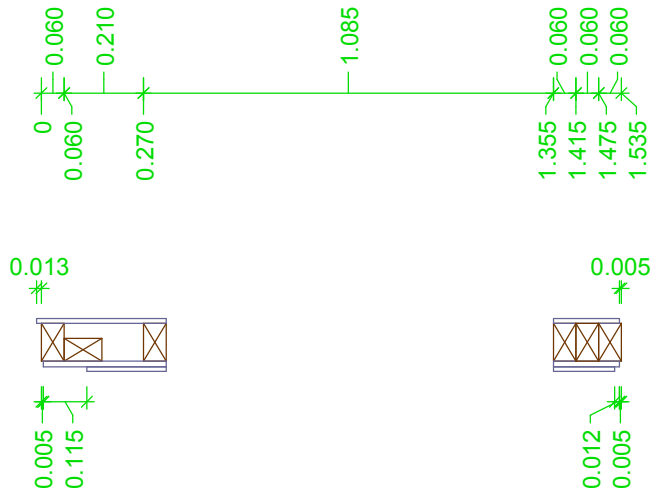
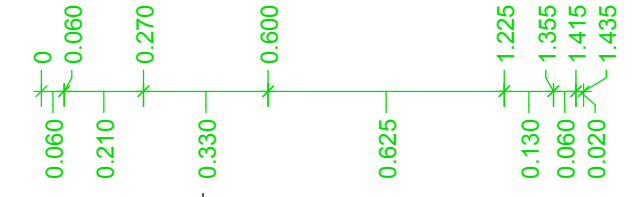
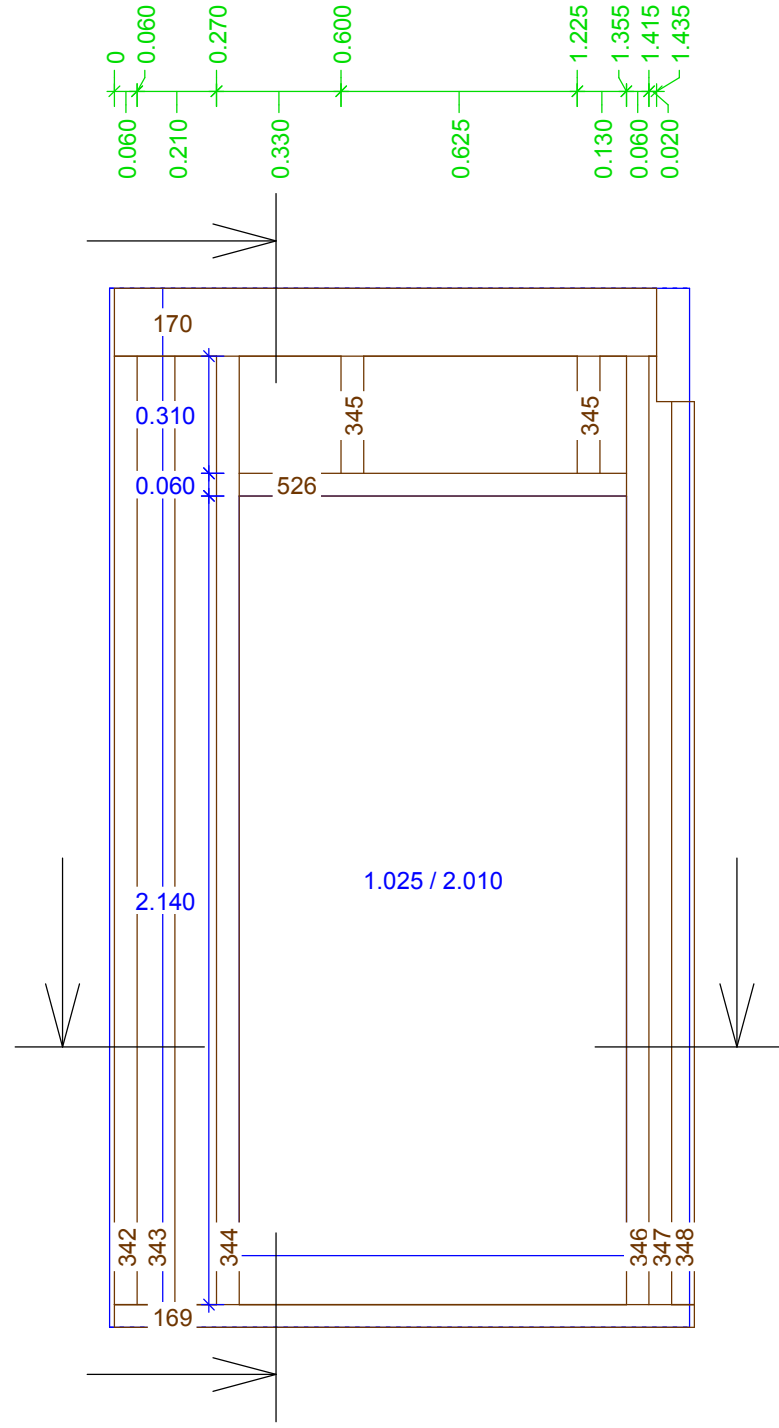
EG 0
Wand 24
Gruppe : 0
Laufnummer
Maßstab: 1 : 25

- L168 1x KVH, 0.180 x 0.100 5.232
- L167 1x Rähm KVH, 0.060 x 0.100 5.232
- L337 8x Schwelle 5.232
- L338 1x Pfosten 2.510
- L339 2x Pfosten 0.310
- L340 1x Türpfosten 2.510
- L341 3x T-Stoß Gegenpfosten 2.510
- L525 1x Sturzriegel 1.025



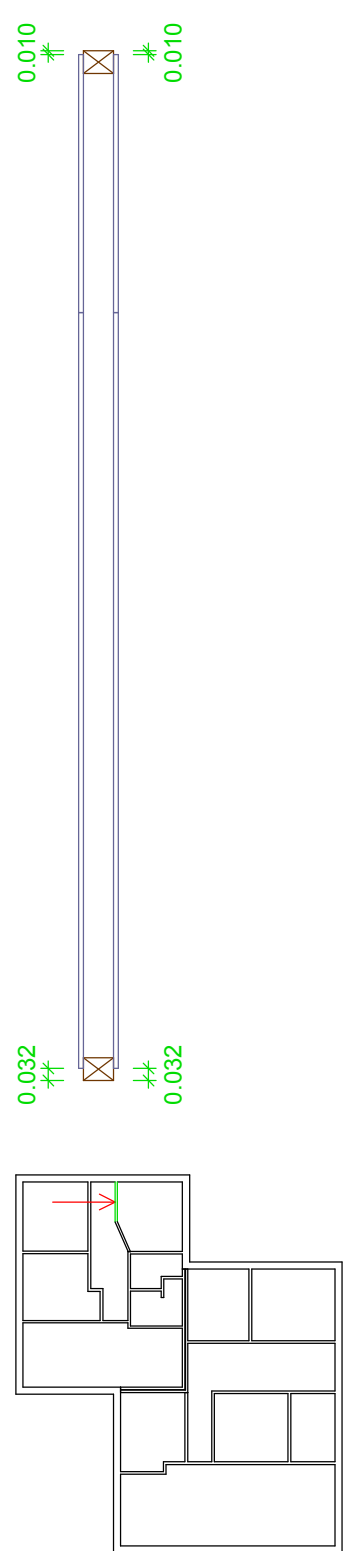
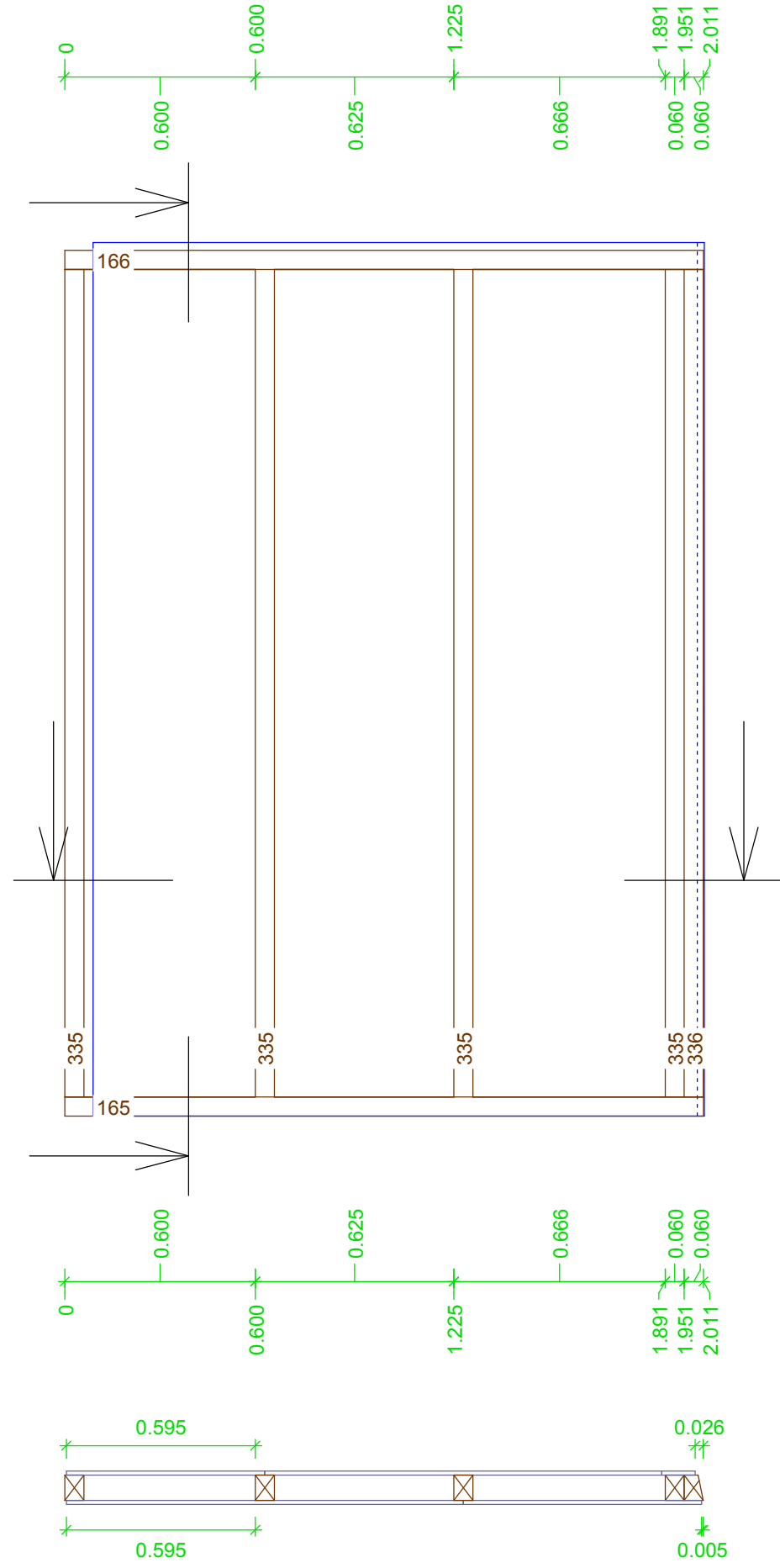


EG 0		
Wand 25		
Gruppe :	0	
Laufnummer		
Maßstab:	1 : 20	
L178 1x	KVH, 0.180 x 0.100	
	Rähm	0.580
	KVH, 0.060 x 0.100	
L177 1x	Schwelle	0.580
L356 3x	Pfoften	2.510

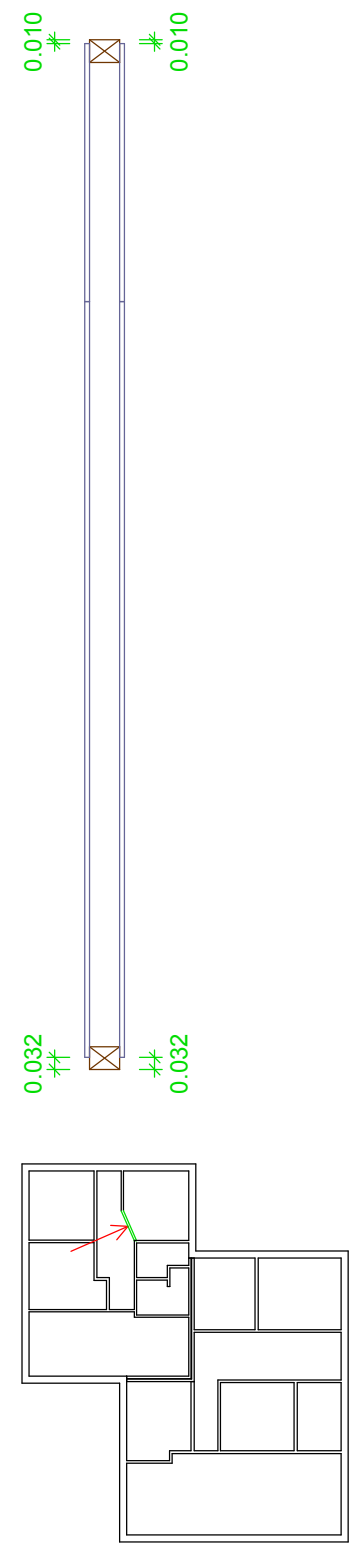
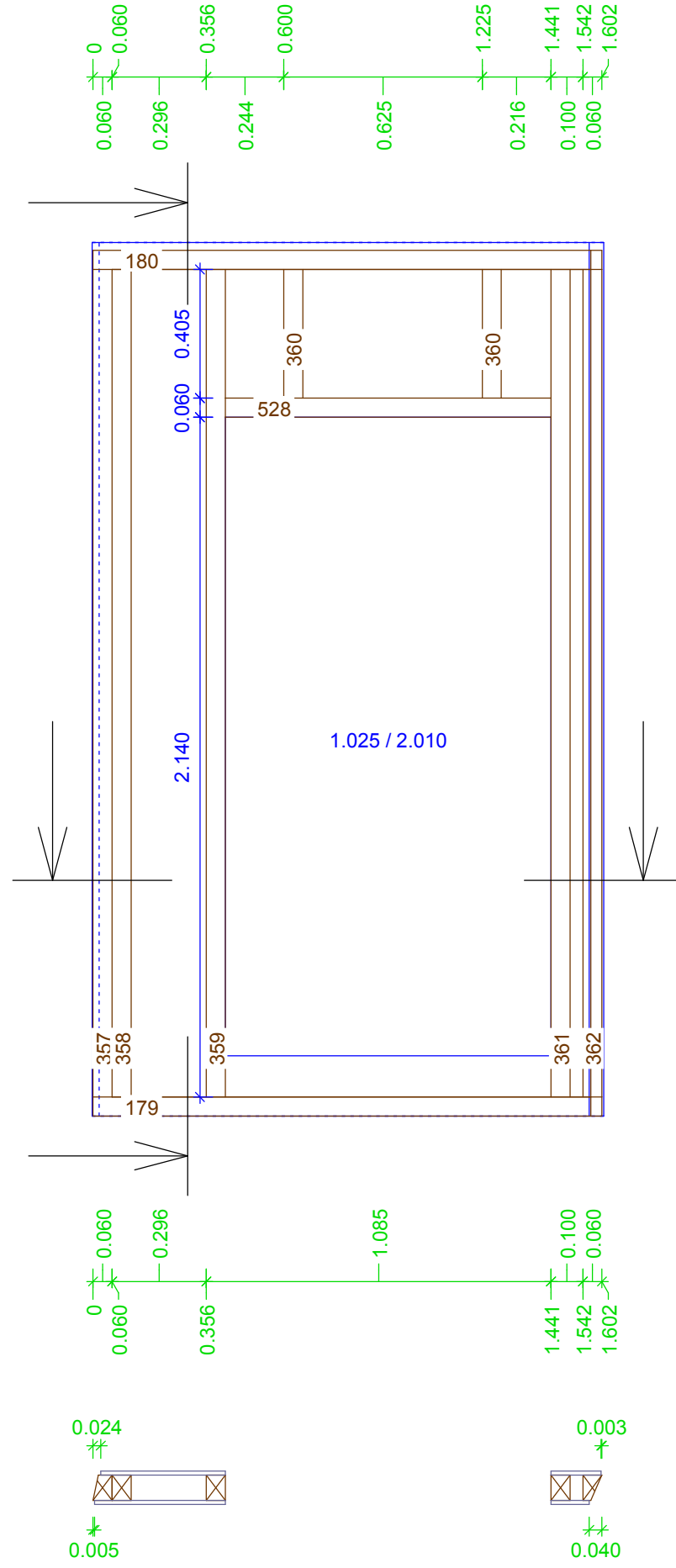


EG 0
Wand 26
Gruppe : 0
Laufnummer
Maßstab: 1 : 20

L170 1x	KVH, 0.180 x 0.100 Rähm	1.435
L169 1x	KVH, 0.060 x 0.100 Schwelle	1.535
L342 1x	Pfosten	2.510
L343 1x	Eckpfosten	2.510
L344 1x	Türpfosten	2.510
L345 2x	Pfosten	0.310
L346 1x	Türpfosten	2.510
L347 1x	Pfosten	2.510
L348 1x	Pfosten	2.390
L526 1x	Sturzriegel	1.025



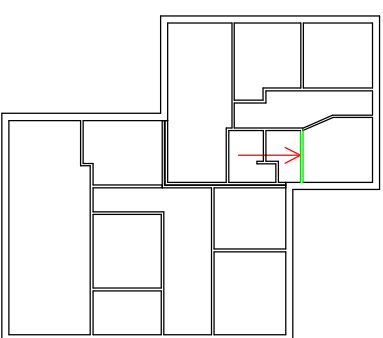

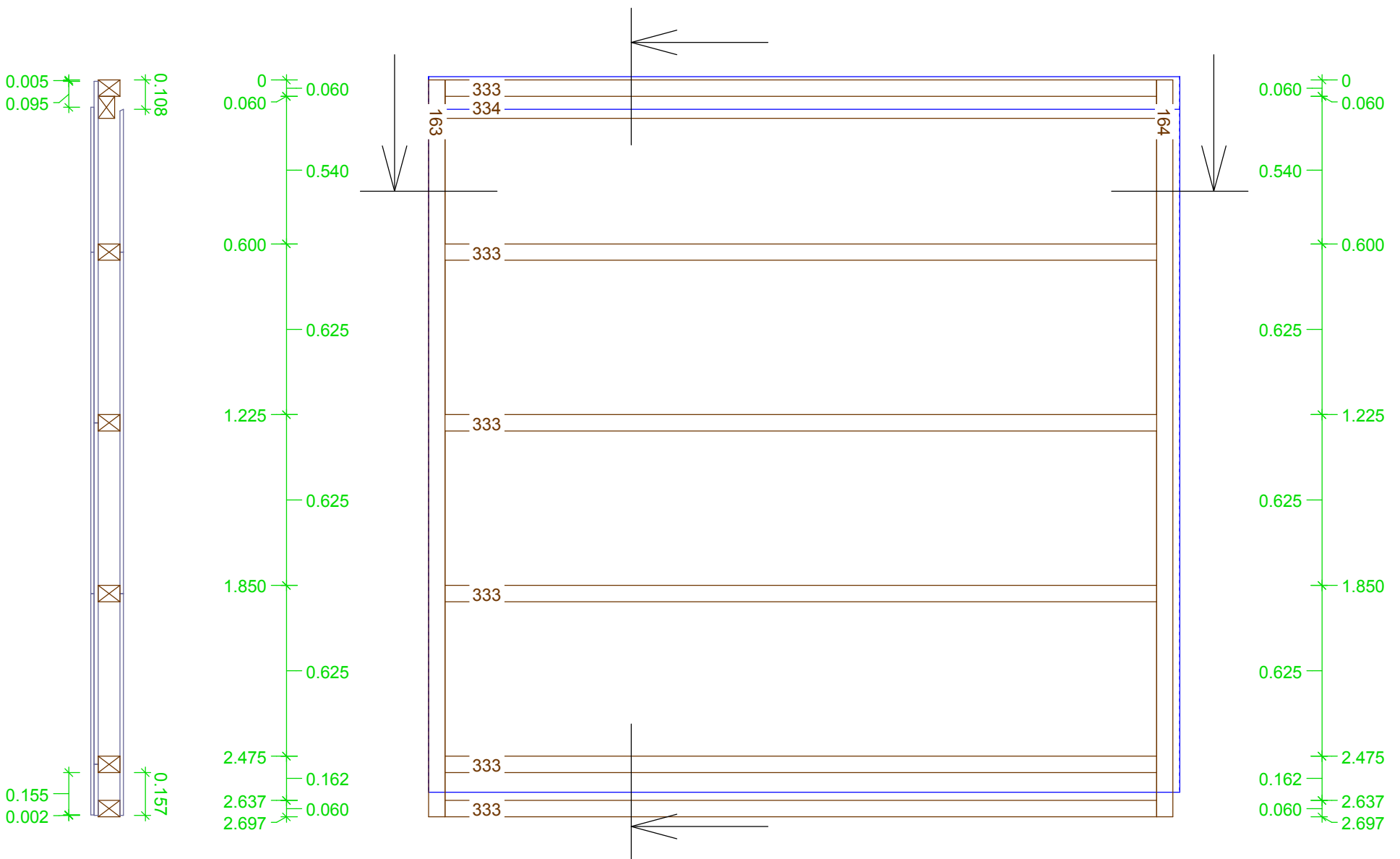
EG 0	Wand 27	Gruppe :	0
	Laufnummer	Maßstab:	1 : 20
L165 1x	KVH LA, 0.060 x 0.080	Schwelle	2.011
L166 1x	KVH, 0.060 x 0.080	Rähm	2.011
L335 4x		Pfosten	2.605
L336 1x		Pfosten	2.605



	EG 0	
	Wand 28	
	Gruppe :	0
	Laufnummer	
	Maßstab:	1 : 20
L179 1x	KVH LA, 0.060 x 0.080 Schwelle	1.602
L180 1x	KVH, 0.060 x 0.080 Rähm	1.602
L357 1x	Pfosten	2.605
L358 1x	Pfosten	2.605
L359 1x	Türpfosten	2.605
L360 2x	Pfosten	0.405
L361 1x	Türpfosten	2.605
L362 1x	Pfosten	2.605
L528 1x	Sturzriegel	1.025

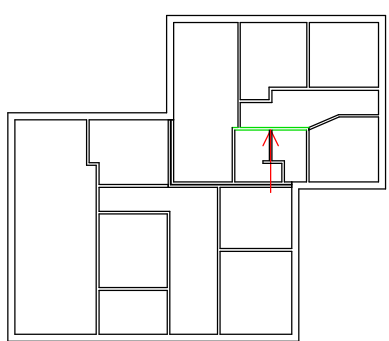
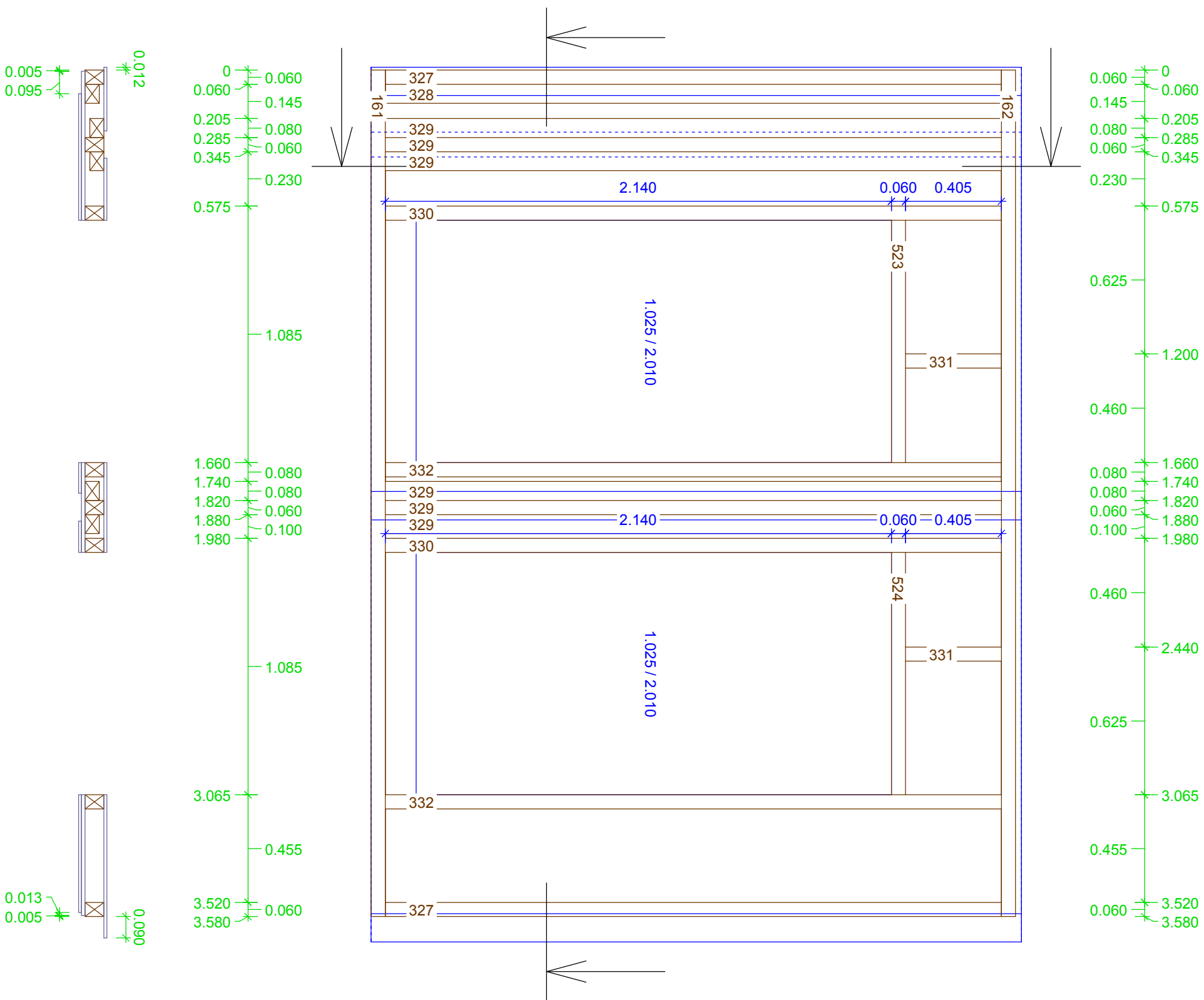
EG 0
Wand 29
Gruppe : 0
Laufnummer
Maßstab: 1 : 20

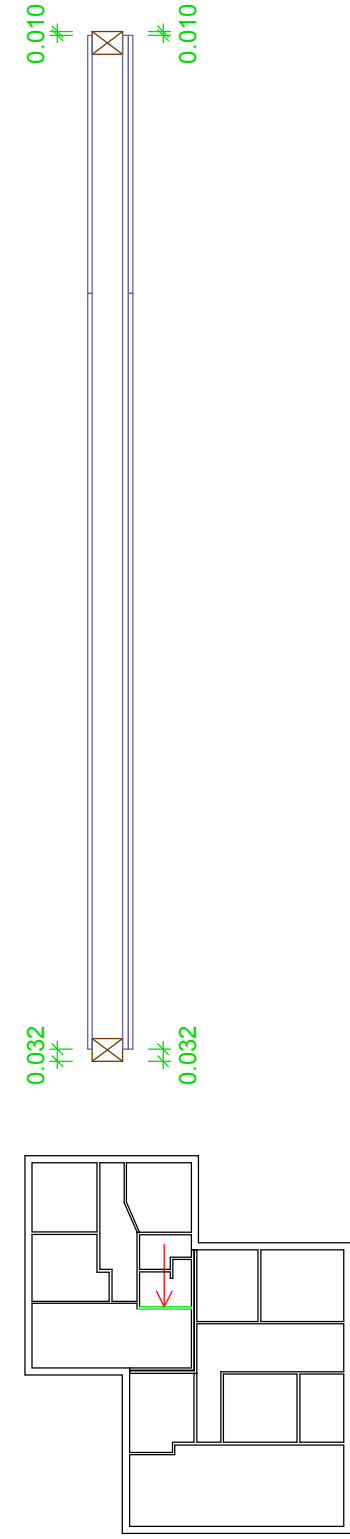
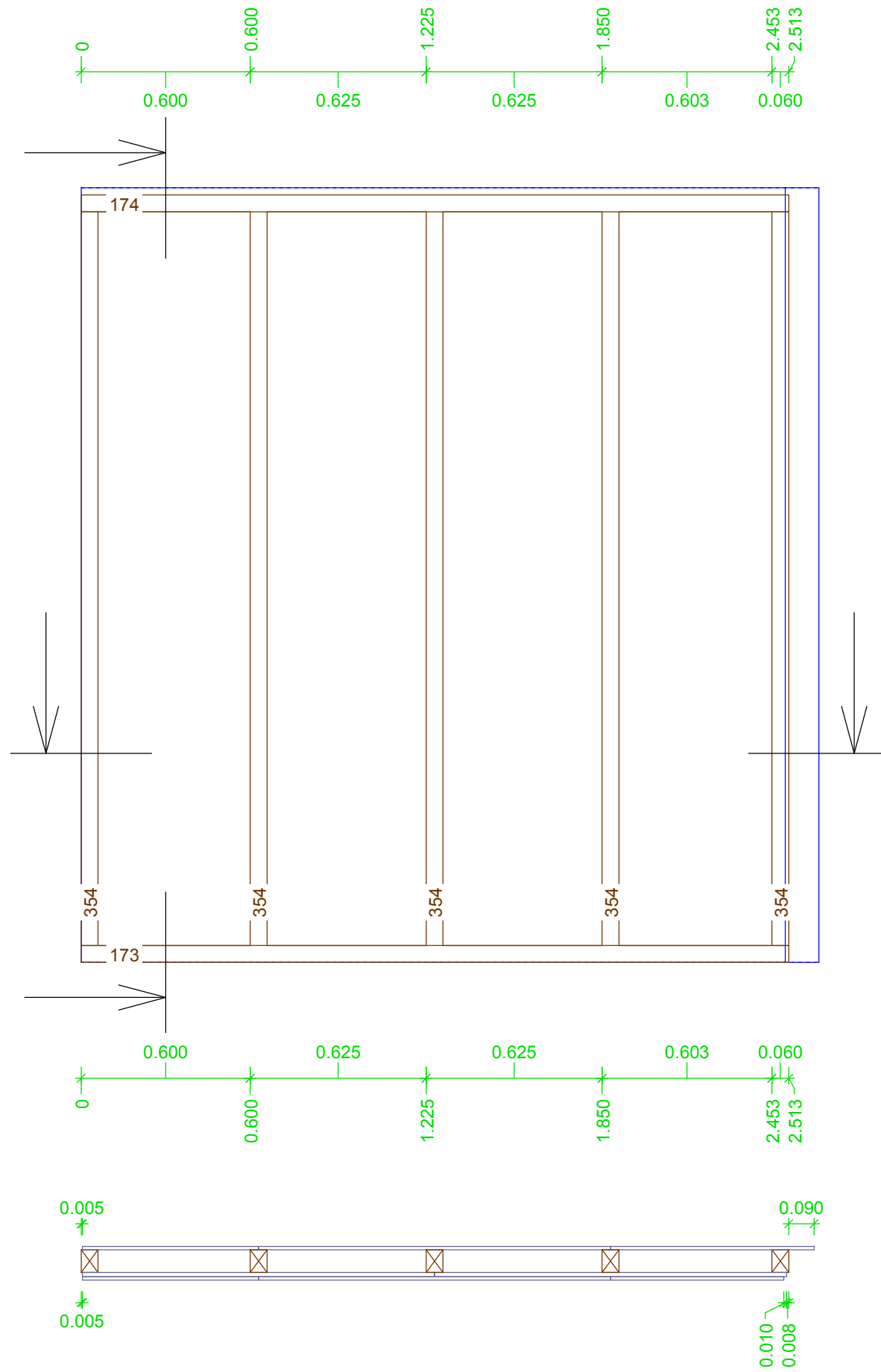
- KVH LA, 0.060 x 0.080 2.697
- L163 1x Schwelle 2.697
- L164 1x Rähm 2.697
- L333 6x Pfosten 2.605
- L334 1x Eckpfosten 2.605



EG 0
Wand 30
Gruppe : 0
Laufnummer
Maßstab: 1 : 20

L161 1x	KVH LA, 0.060 x 0.080	3.580
L162 1x	Schwelle	3.580
L327 2x	KVH, 0.060 x 0.080	2.605
L328 1x	Rähm	2.605
L329 6x	Pfosten	2.605
L330 2x	Eckpfosten	2.605
L331 2x	T-Stoß Gegenpfosten	2.605
L332 2x	Türpfosten	2.605
L523 1x	Pfosten	1.025
L524 1x	Türpfosten	1.025
	Sturzriegel	1.025
	Sturzriegel	1.025

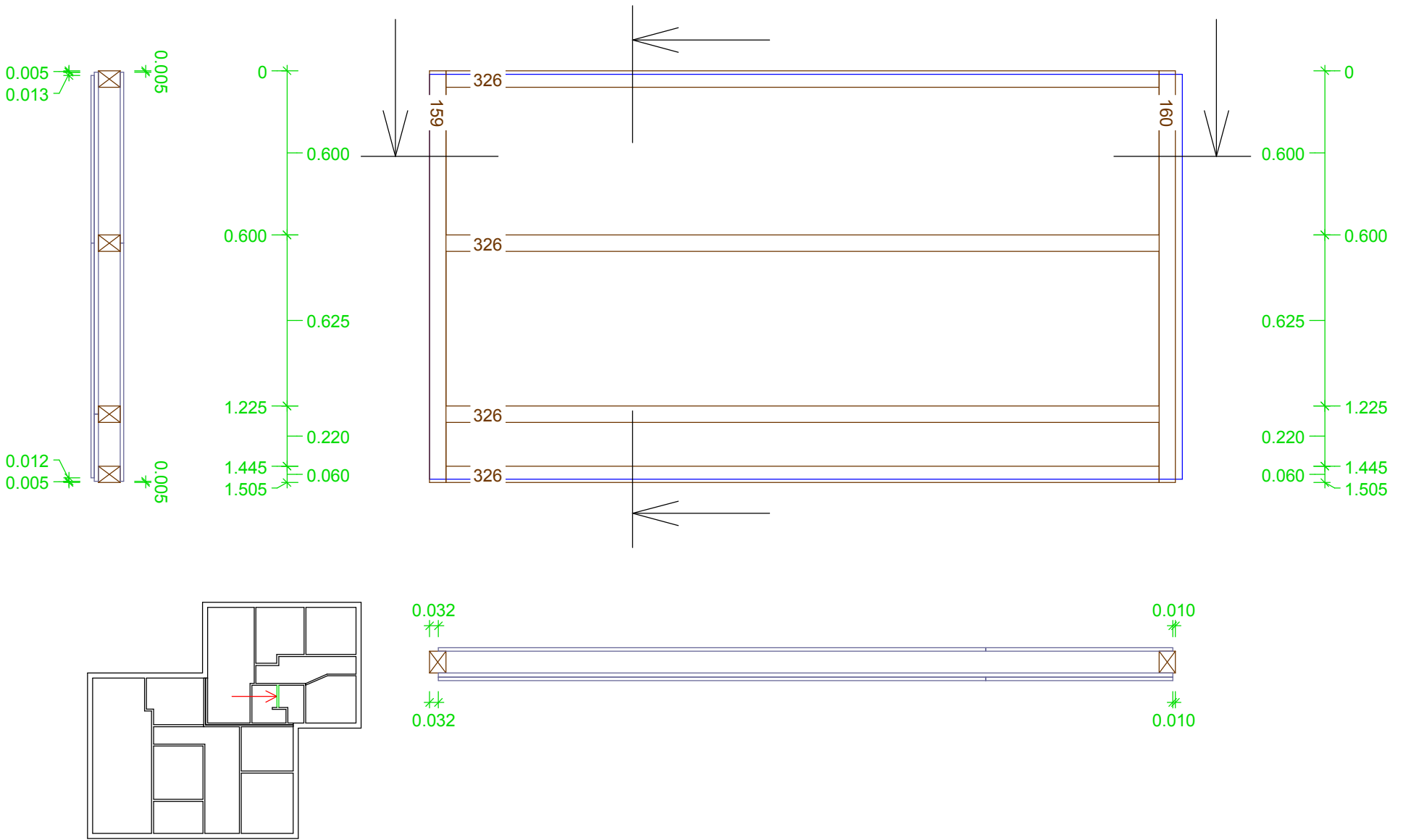




	EG 0	
	Wand 31	
	Gruppe :	0
	Laufnummer	
	Maßstab:	1 : 20
L173 1x	KVH LA, 0.060 x 0.080	
	Schwelle	2.513
L174 1x	KVH, 0.060 x 0.080	
	Rähm	2.513
L354 5x	Pfosten	2.605

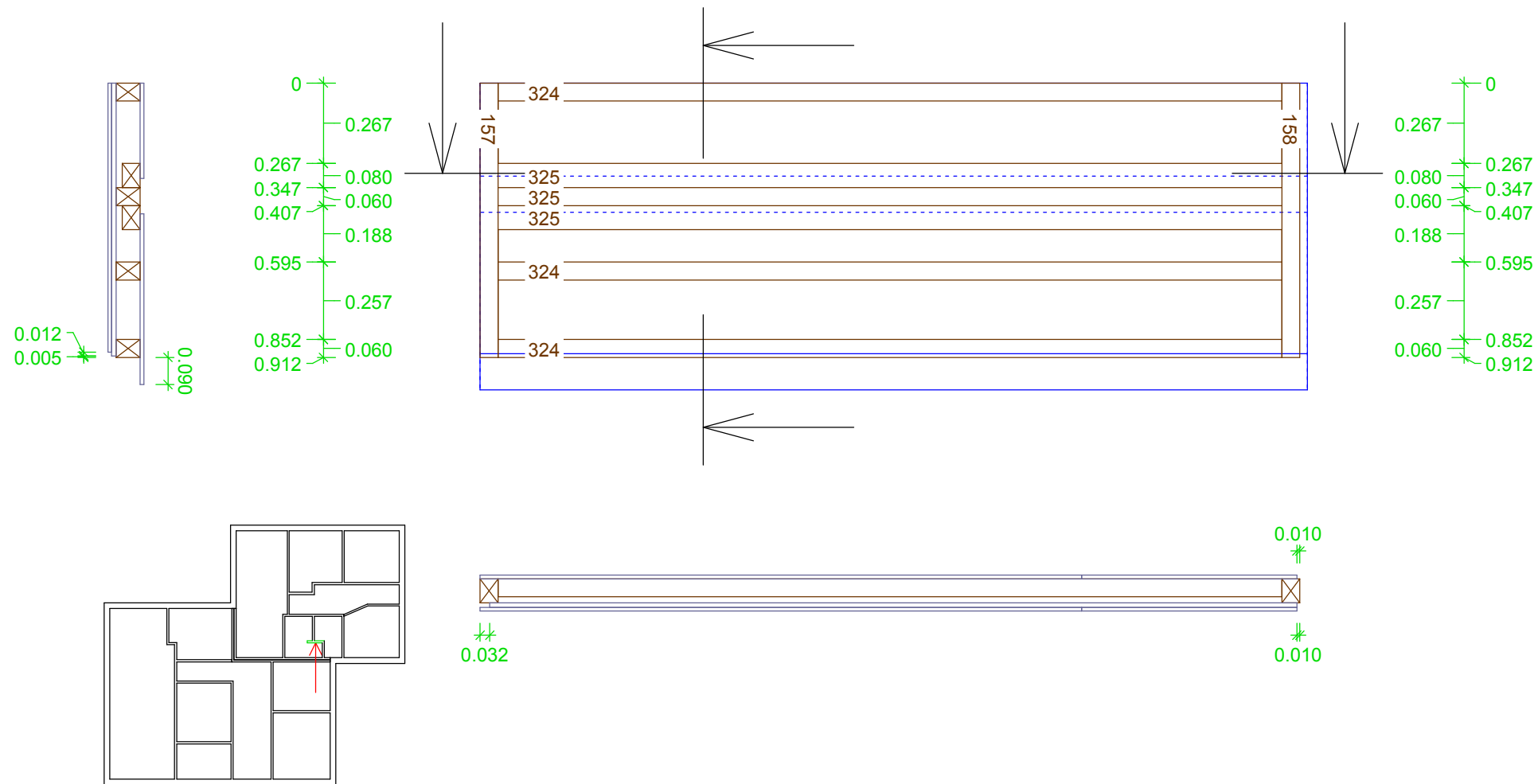
EG 0
Wand 32
Gruppe : 0
Laufnummer
Maßstab: 1 : 20

KVH LA, 0.060 x 0.080 1.505
L159 1x Schwelle 1.505
L160 1x Rähm 1.505
L326 4x Pfosten 2.605



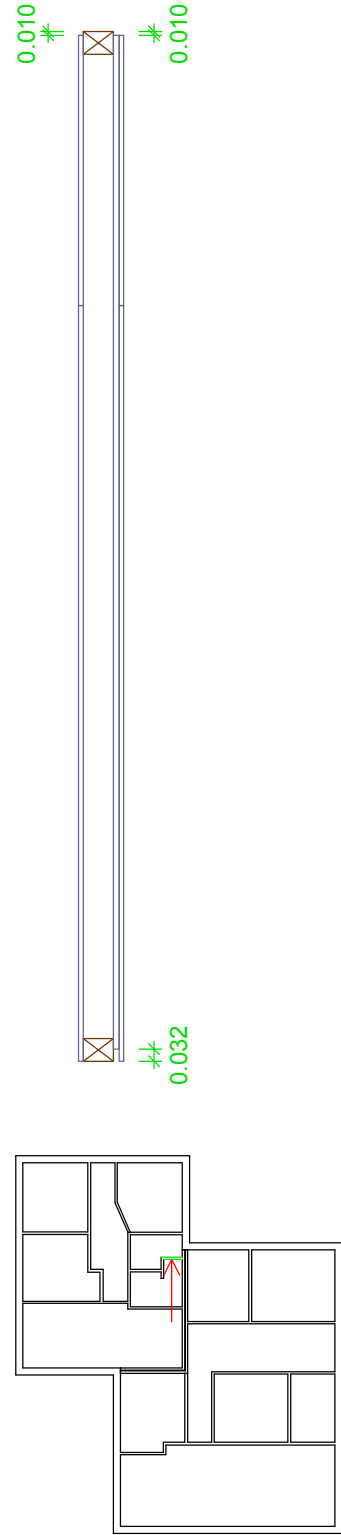
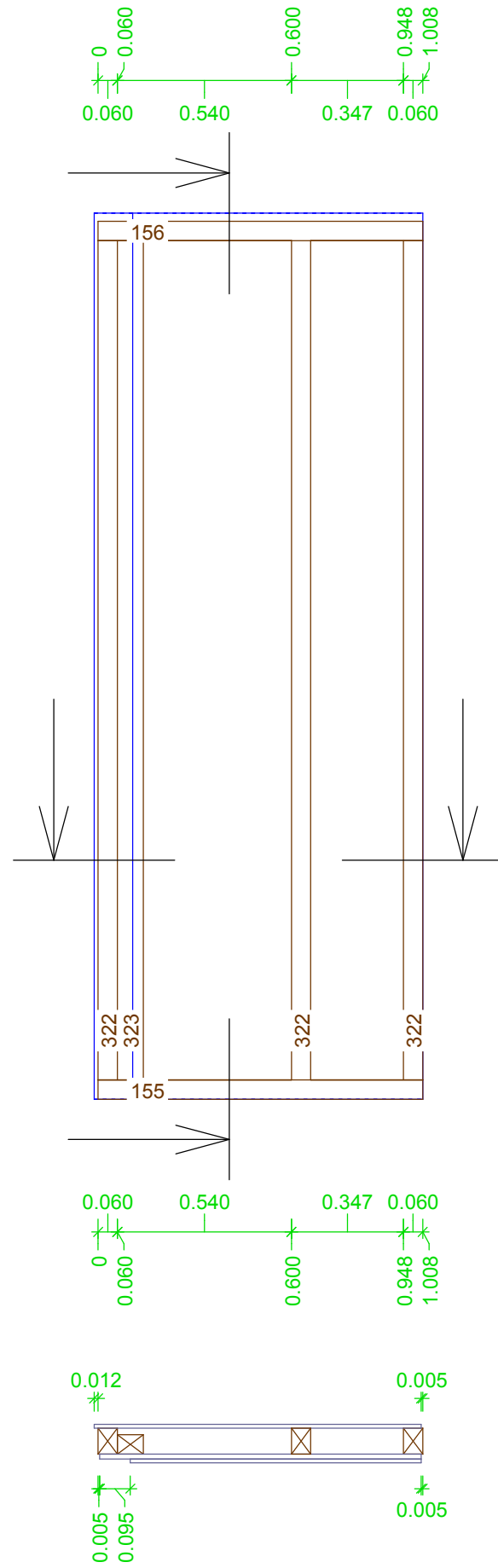
EG 0
Wand 33
Gruppe : 0
Laufnummer
Maßstab: 1 : 20

KVH LA, 0.060 x 0.080 0.912
L157 1x Schwelle
KVH, 0.060 x 0.080
L158 1x Rähm 0.912
L324 3x Pfosten 2.605
L325 3x T-Stoß Gegenpfosten 2.605

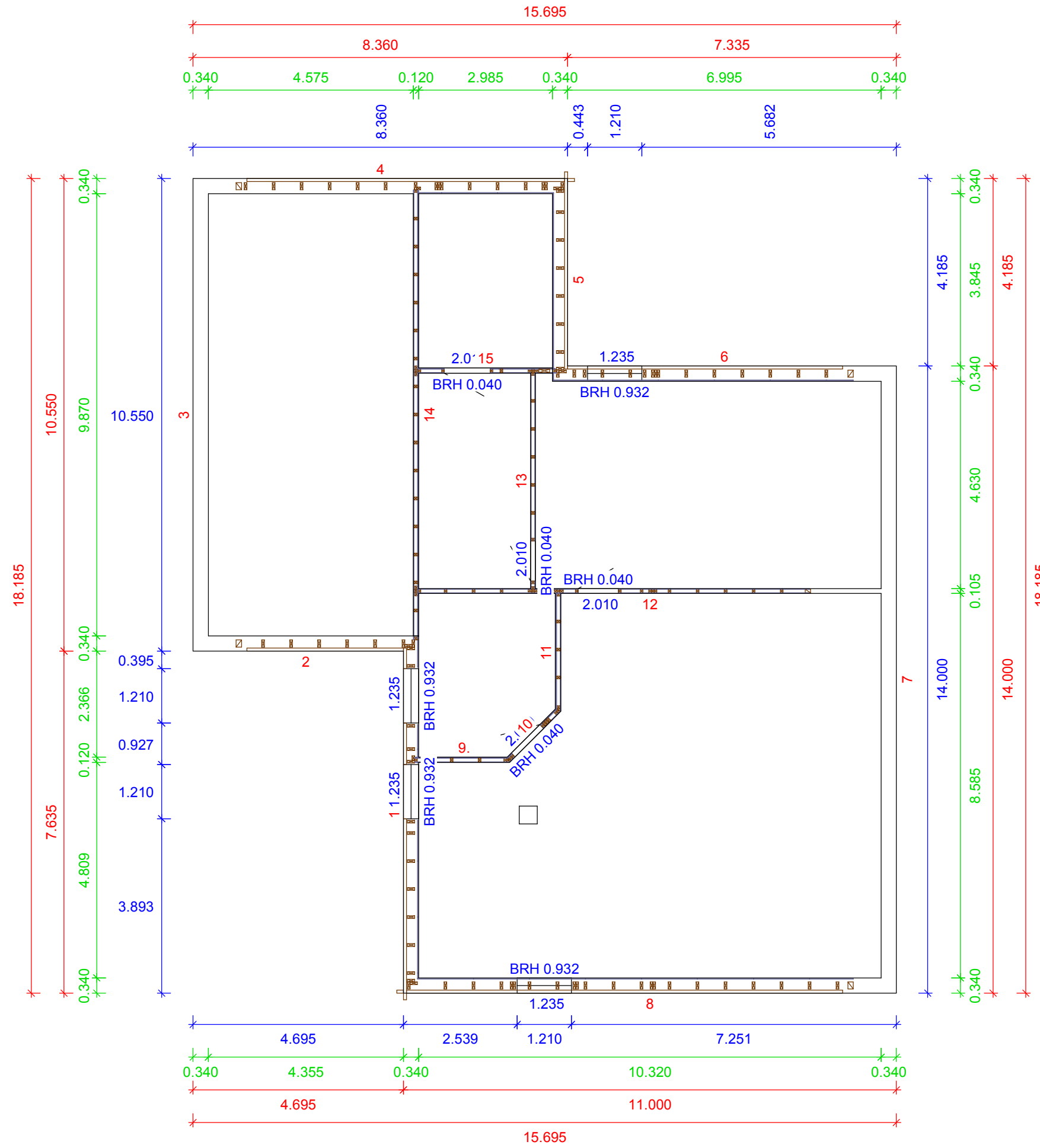


EG 0
Wand 34
Gruppe : 0
Laufnummer
Maßstab: 1 : 20

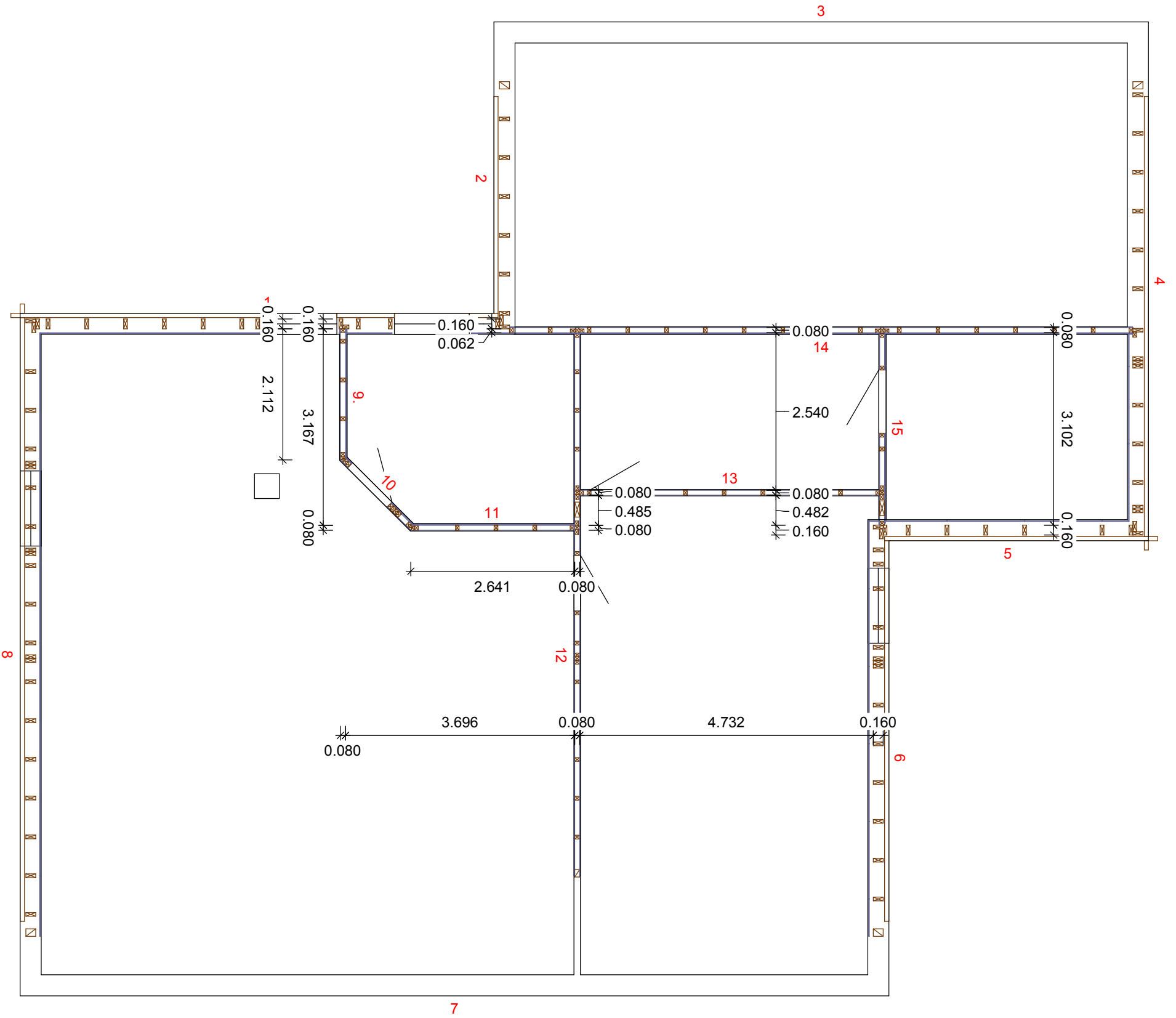
L155 1x	KVH LA, 0.060 x 0.080 Schwelle	1.008
L156 1x	KVH, 0.060 x 0.080 Rähm	1.008
L322 3x	Pfosten	2.605
L323 1x	Eckpfosten	2.605



DG 0
Schnitthöhe: 1.100
Maßstab: 1 : 100
Grundrißplan



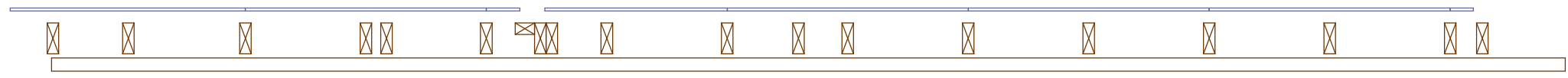
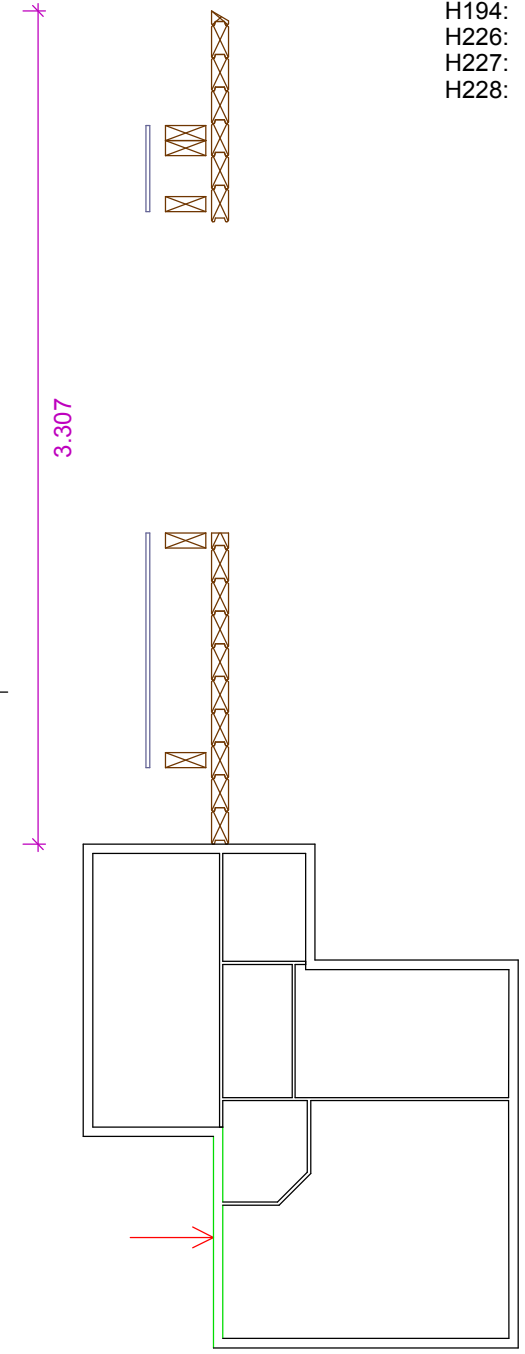

DG 0
Schnitthöhe: 1.100
Maßstab: 1 : 75
Grundrißplan



Höhenmaße der Bohlen von OK Rohdecke

DG 0
Wand 1
Gruppe : -3
Holzlistenposition
Maßstab: 1 : 30

0.068 x 0.057		
H229:	0.680	1x
H230:	0.802	8x
0.068 x 0.145		
H179:	7.853	15x
H193:	0.802	8x
H194:	0.680	1x
H226:	0.463	9x
H227:	0.927	9x
H228:	4.043	9x



Plan erstellt am


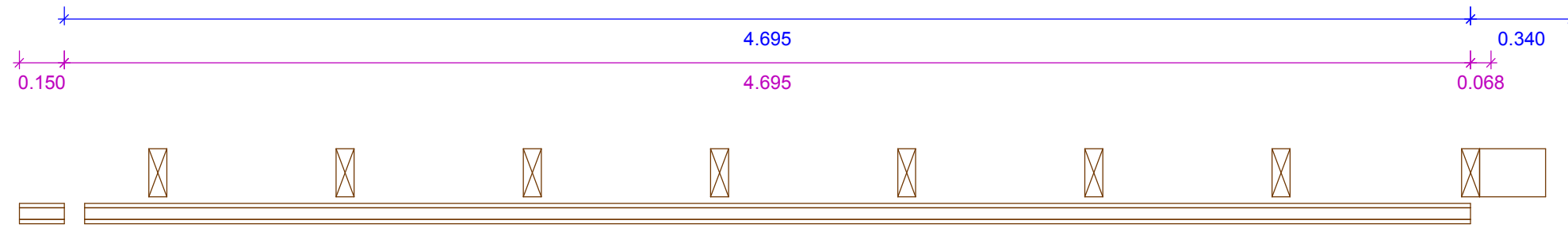
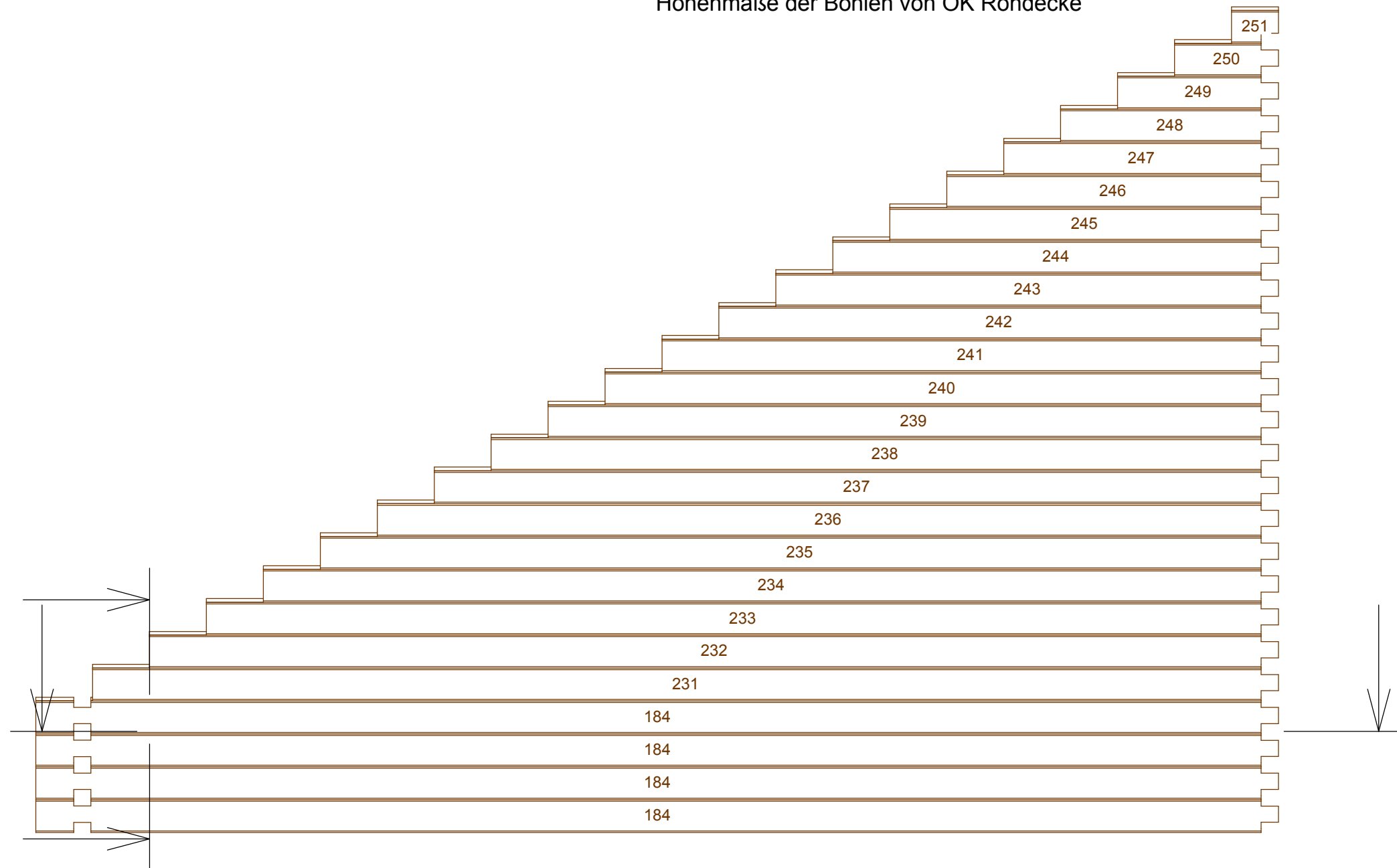
Bauvorhaben: EFH mit Einliegerwohnung

Kunde: C. + M. Böhm

Plan Nr.: 049

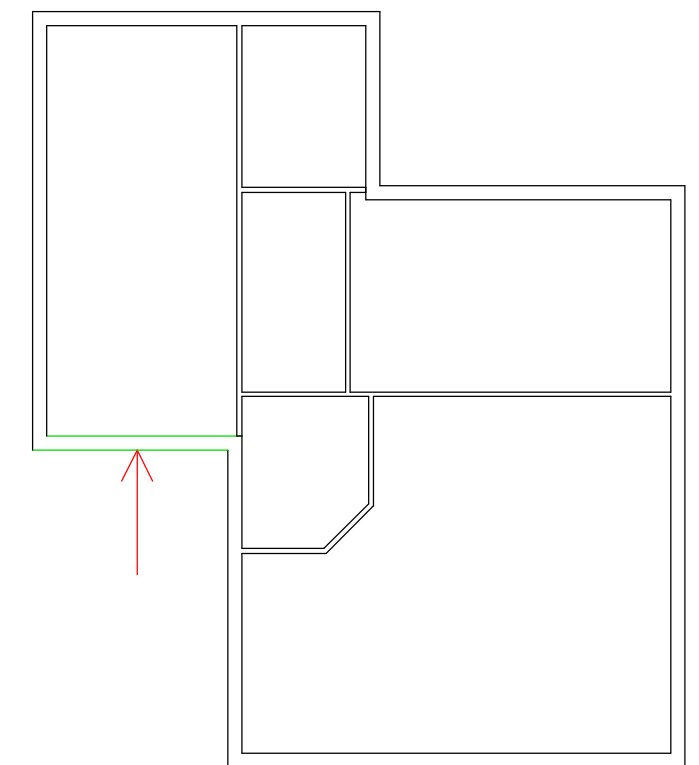
Projekt: 10852

Höhenmaße der Bohlen von OK Rohdecke


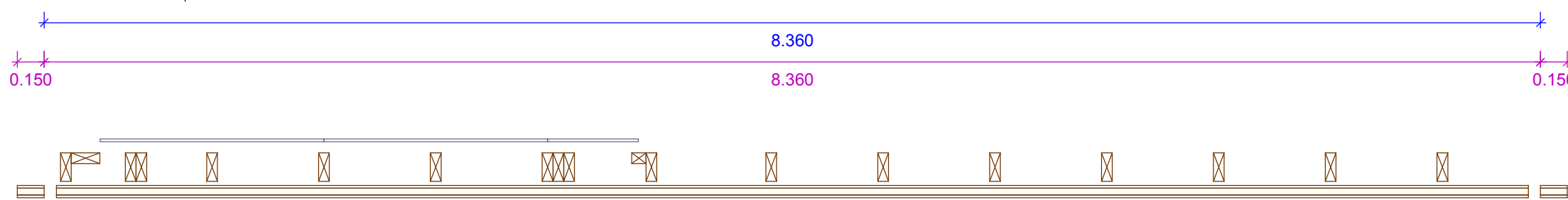



DG 0
Wand 2
Gruppe : -3
Holzlistenposition
Maßstab: 1 : 20

0.068 x 0.145		
H184:	4.913	4x
H231:	4.689	1x
H232:	4.463	1x
H233:	4.238	1x
H234:	4.013	1x
H235:	3.788	1x
H236:	3.563	1x
H237:	3.337	1x
H238:	3.112	1x
H239:	2.887	1x
H240:	2.662	1x
H241:	2.437	1x
H242:	2.212	1x
H243:	1.987	1x
H244:	1.762	1x
H245:	1.536	1x
H246:	1.311	1x
H247:	1.086	1x
H248:	0.861	1x
H249:	0.636	1x
H250:	0.410	1x
H251:	0.185	1x



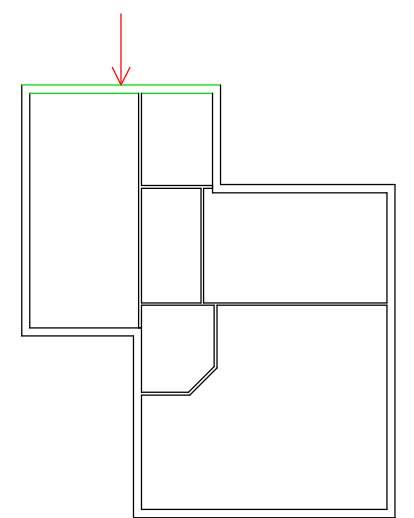
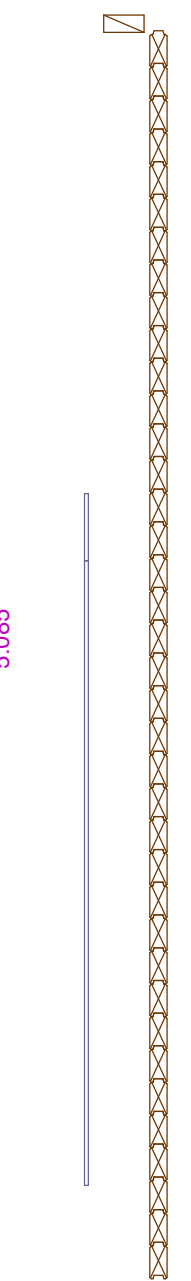
Höhenmaße der Bohlen von OK Rohdecke

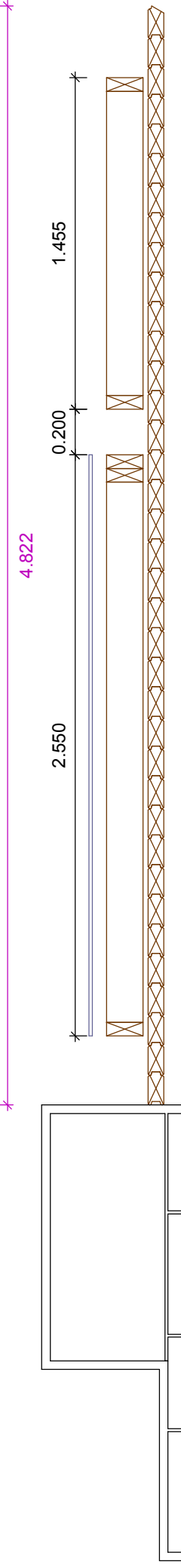



DG 0
 Wand 4
 Gruppe : -3
 Holzlistenposition
 Maßstab: 1 : 30

0.068 x 0.145		
H200:	8.660	4x
H252:	8.436	1x
H253:	8.211	1x
H254:	7.985	1x
H255:	7.760	1x
H256:	7.535	1x
H257:	7.310	1x
H258:	7.085	1x
H259:	6.860	1x
H260:	6.634	1x
H261:	6.409	1x
H262:	6.184	1x
H263:	5.959	1x
H264:	5.734	1x
H265:	5.509	1x
H266:	5.283	1x
H267:	5.058	1x
H268:	4.833	1x
H269:	4.608	1x
H270:	4.383	1x
H271:	4.158	1x
H272:	3.932	1x
H273:	3.707	1x
H274:	3.482	1x
H275:	3.257	1x
H276:	3.032	1x
H277:	2.807	1x
H278:	2.581	1x
H279:	2.356	1x
H280:	2.131	1x
H281:	1.906	1x
H282:	1.681	1x
H283:	1.456	1x
H284:	1.012	1x
H285:	0.685	1x
H286:	0.235	1x

5.085

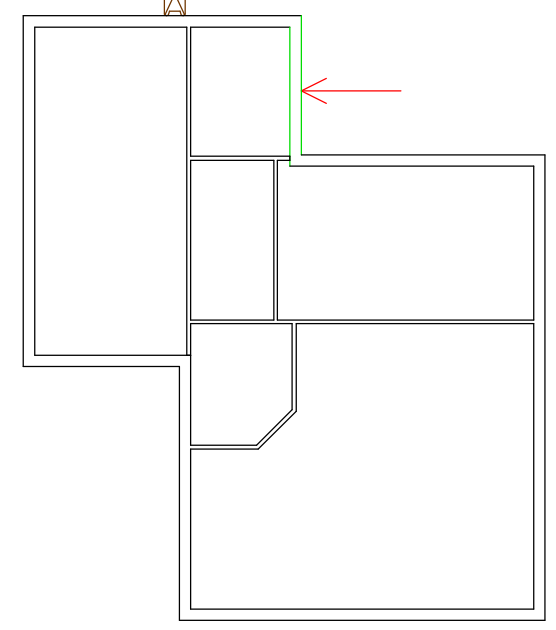




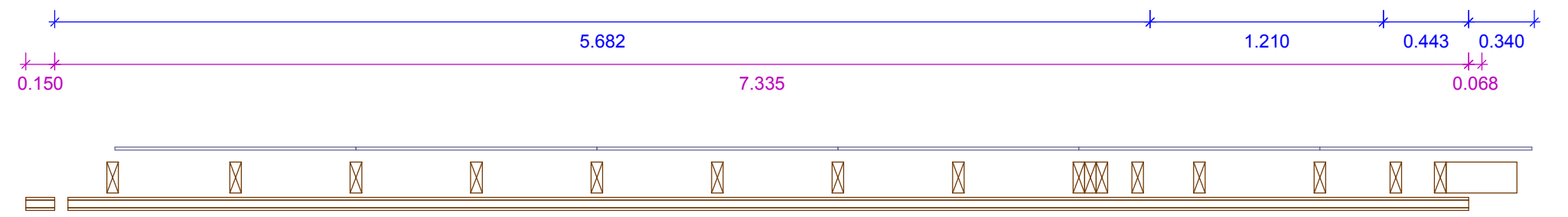
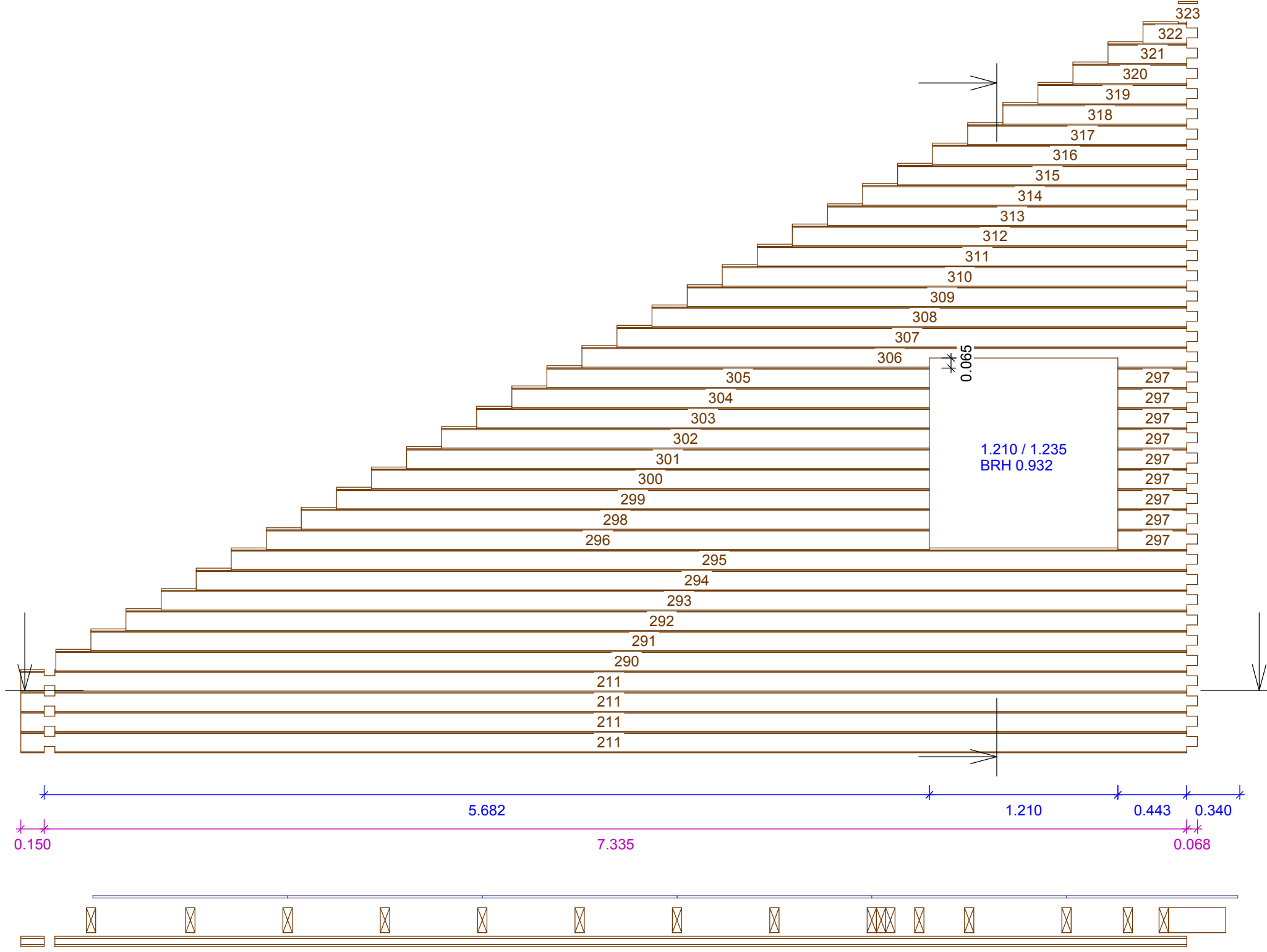
Höhenmaße der Bohlen von OK Rohdecke

DG 0
Wand 5
Gruppe : -3
Holzlistenposition
Maßstab: 1 : 25

0.068 x 0.142		
H288:	0.680	1x
H289:	0.801	4x
0.068 x 0.145		
H193:	0.801	4x
H207:	4.403	35x
H287:	0.808	1x

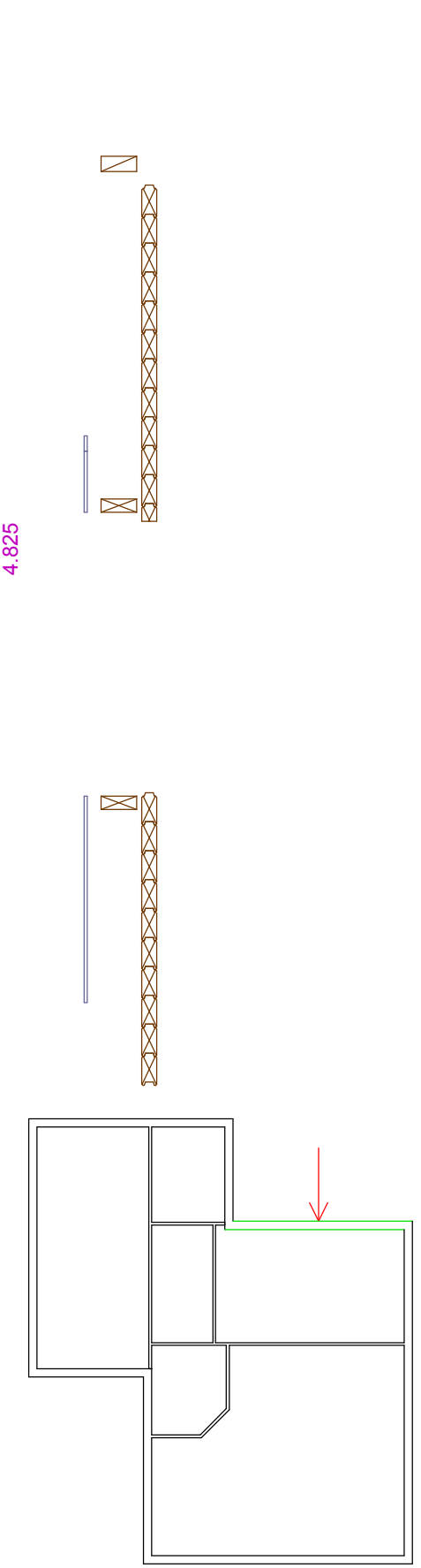


Höhenmaße der Bohlen von OK Rohdecke



DG 0
Wand 6
Gruppe : -3
Holzlistenposition
Maßstab: 1 : 30

0.068 x 0.145		
H211:	7.553	4x
H290:	7.329	1x
H291:	7.104	1x
H292:	6.878	1x
H293:	6.653	1x
H294:	6.428	1x
H295:	6.203	1x
H296:	4.257	1x
H297:	0.511	9x
H298:	4.032	1x
H299:	3.806	1x
H300:	3.581	1x
H301:	3.356	1x
H302:	3.131	1x
H303:	2.906	1x
H304:	2.681	1x
H305:	2.455	1x
H306:	3.951	1x
H307:	3.726	1x
H308:	3.501	1x
H309:	3.276	1x
H310:	3.051	1x
H311:	2.825	1x
H312:	2.600	1x
H313:	2.375	1x
H314:	2.150	1x
H315:	1.925	1x
H316:	1.700	1x
H317:	1.474	1x
H318:	1.249	1x
H319:	1.024	1x
H320:	0.799	1x
H321:	0.574	1x
H322:	0.348	1x
H323:	0.123	1x

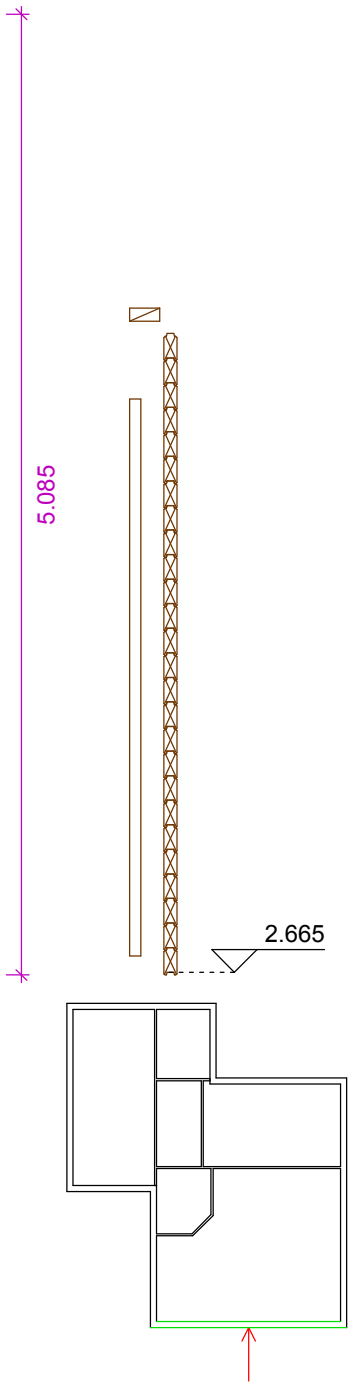
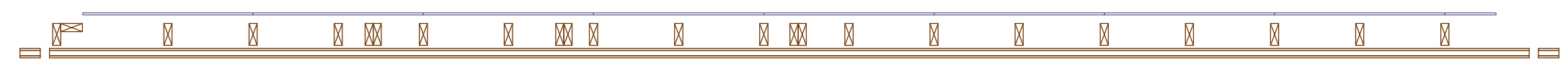




Höhenmaße der Bohlen von OK Rohdecke

DG 0
Wand 8
Gruppe : -3
Holzlistenposition
Maßstab: 1 : 40

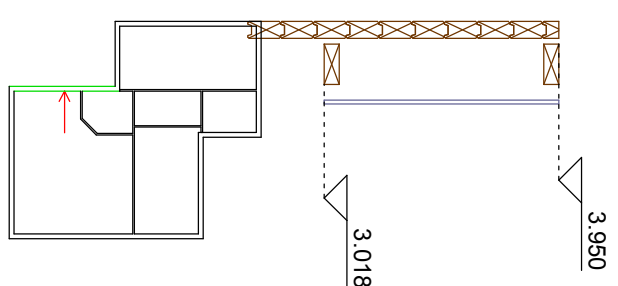
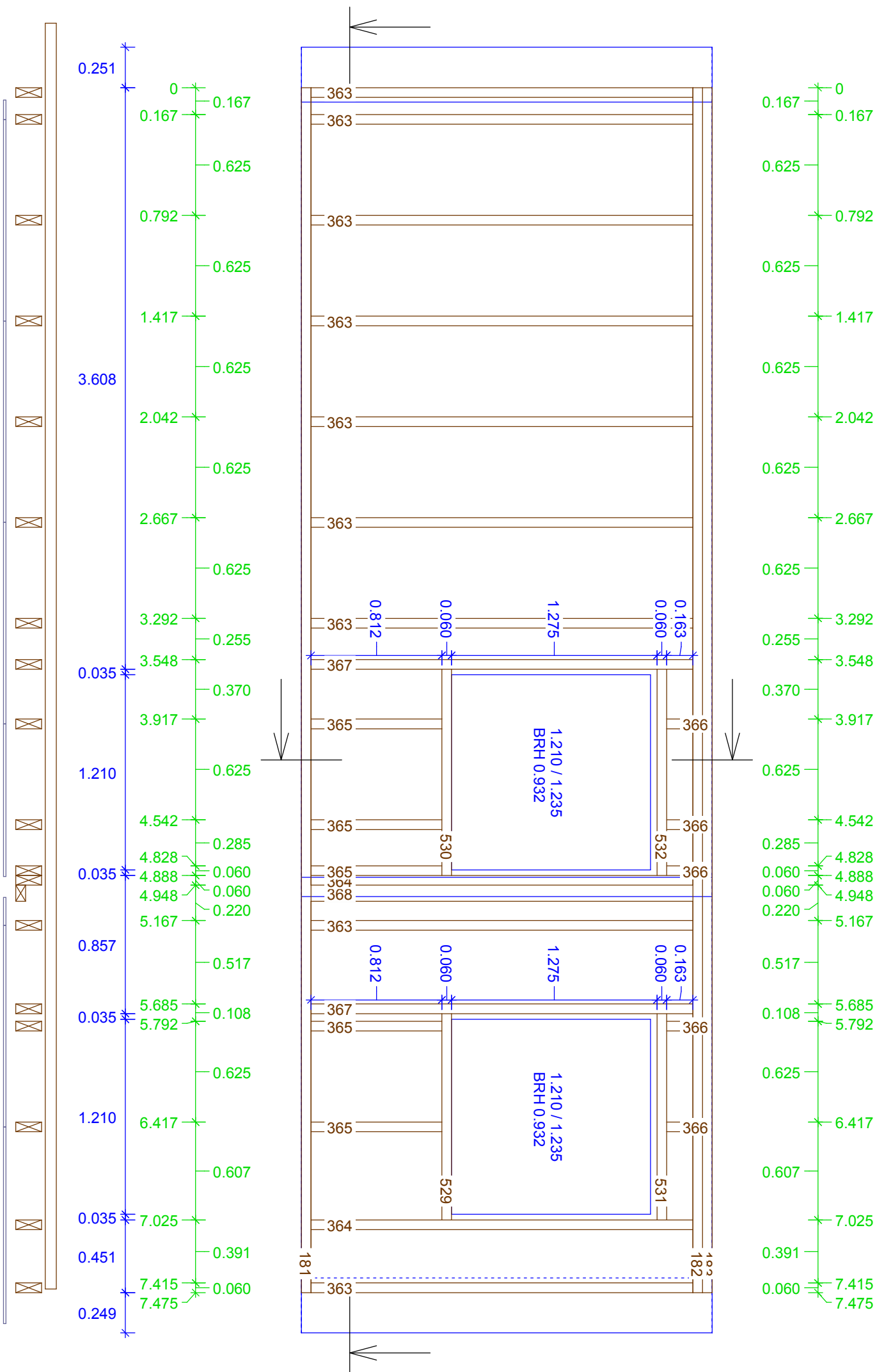
0.068 x 0.145

H188:	10.851	1x
H220:	11.300	4x
H285:	0.685	1x
H286:	0.235	1x
H324:	11.049	1x
H325:	10.625	1x
H326:	10.400	1x
H327:	10.175	1x
H328:	9.950	1x
H329:	2.689	9x
H330:	5.825	1x
H331:	5.600	1x
H332:	5.375	1x
H333:	5.150	1x
H334:	4.925	1x
H335:	4.699	1x
H336:	4.474	1x
H337:	4.249	1x
H338:	4.024	1x
H339:	7.698	1x
H340:	7.473	1x
H341:	7.248	1x
H342:	7.023	1x
H343:	6.798	1x
H344:	6.572	1x
H345:	6.089	1x
H346:	5.639	1x
H347:	5.189	1x
H348:	4.738	1x
H349:	4.288	1x
H350:	3.838	1x
H351:	3.387	1x
H352:	2.937	1x
H353:	2.487	1x
H354:	2.036	1x
H355:	1.586	1x
H356:	1.136	1x

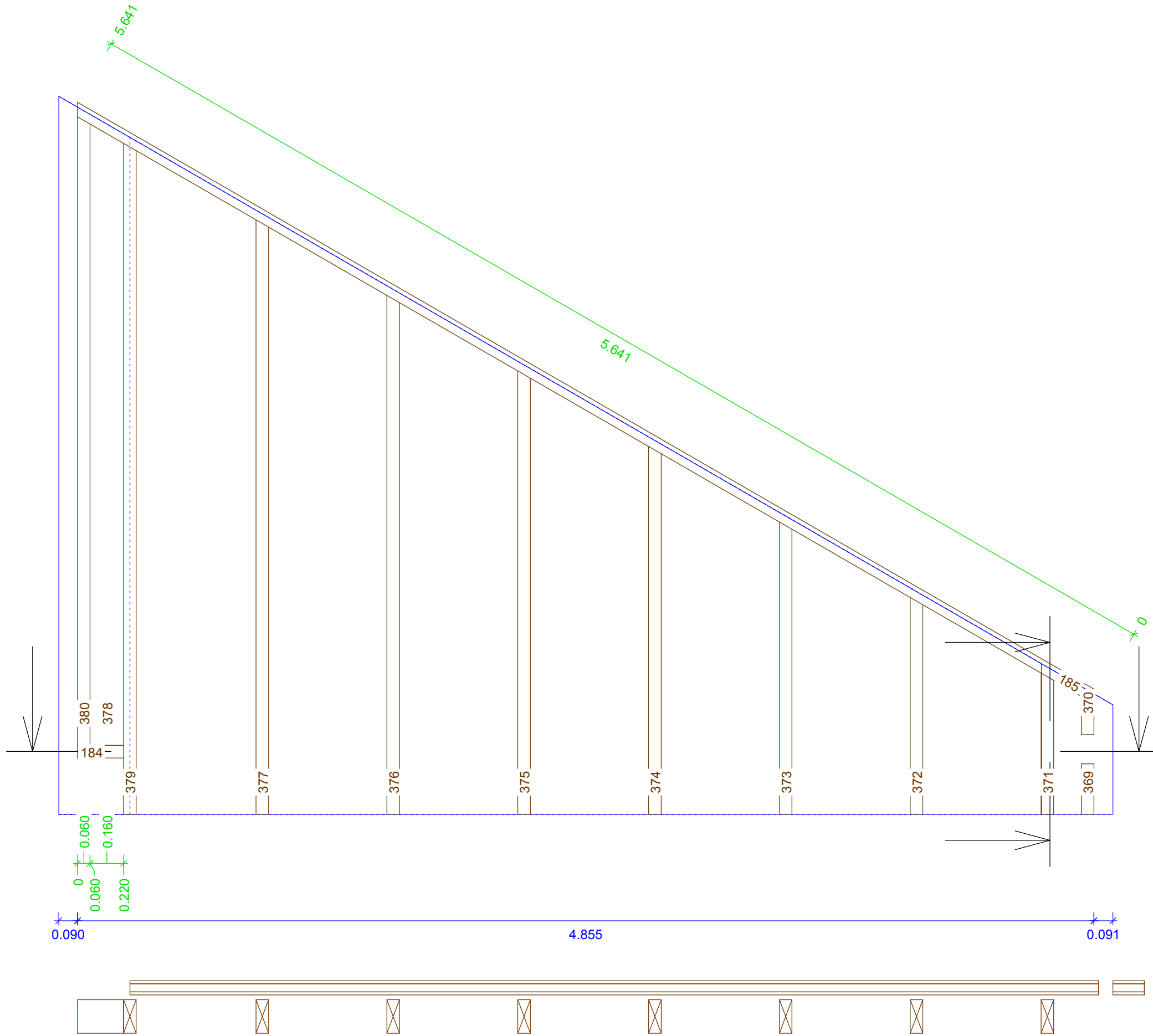


DG 0
Wand 1
Gruppe : -1, 0
Laufnummer
Maßstab: 1 : 30

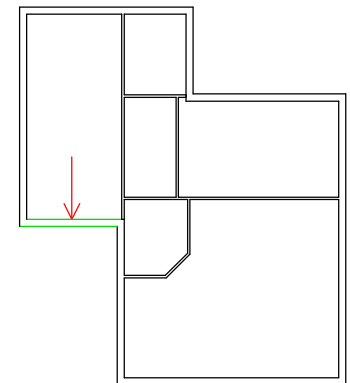
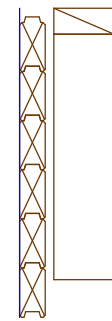
- L368 1x KVH, 0.060 x 0.100
- T-Stoß Gegenpfosten 2.370
- KVH, 0.060 x 0.160
- Schwelle 7.475
- L181 1x Rähm 7.475
- L182 1x Rähm 7.475
- L183 1x Rähm 7.475
- L363 9x Pfosten 2.370
- L364 2x Fensterpfosten 2.370
- L365 5x Pfosten 0.812
- L366 5x Pfosten 0.163
- L367 2x Fensterpfosten 2.370
- L529 1x Brüstungsriegel 1.280
- L530 1x Brüstungsriegel 1.280
- L531 1x Sturzriegel 1.280
- L532 1x Sturzriegel 1.280

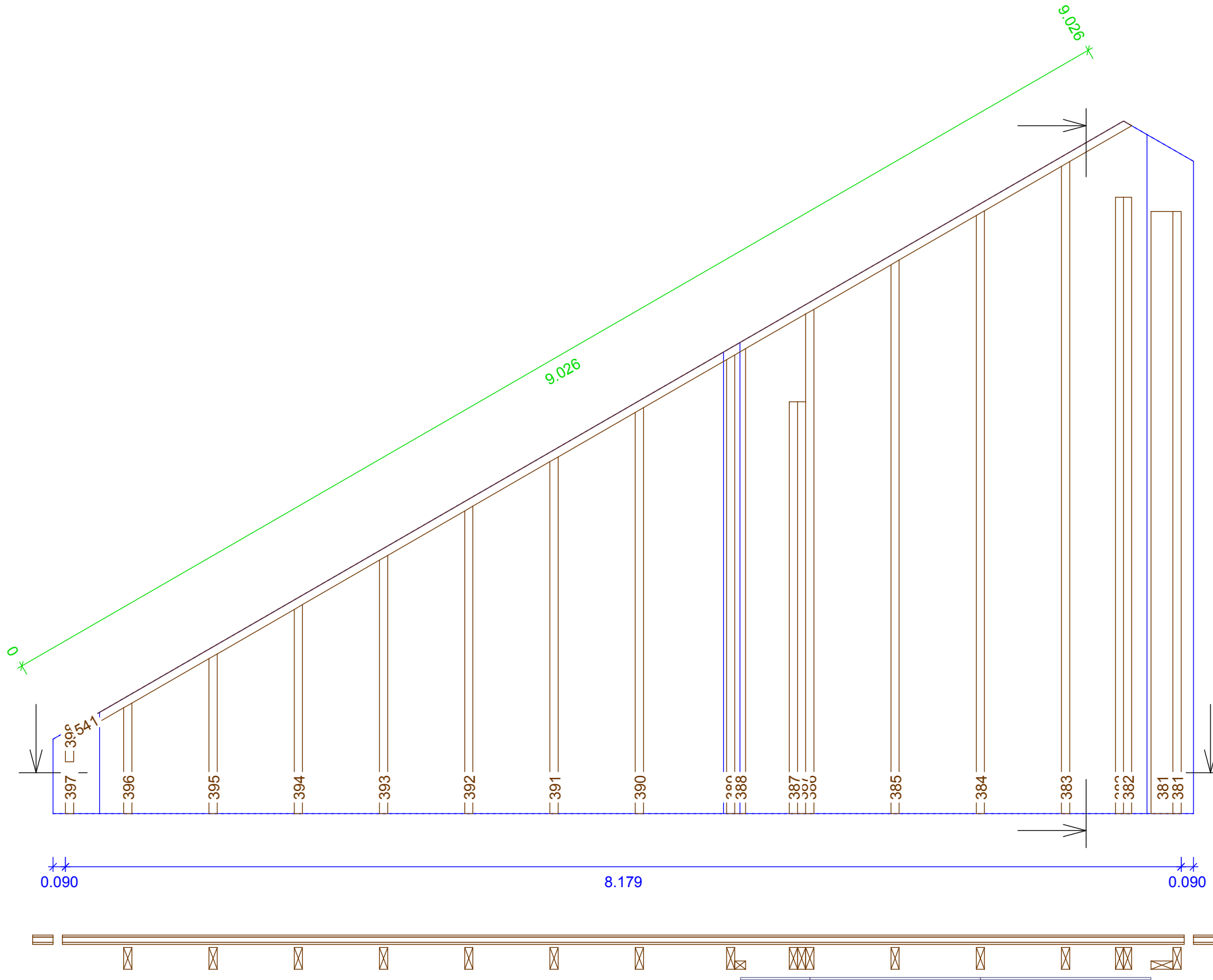


DG 0
 Wand 2
 Gruppe : -1, 0
 Laufnummer
 Maßstab: 1 : 20



KVH, 0.060 x 0.160		
L184 1x	Schwelle	0.220
L185 1x	Rähm	5.641
L369 1x	Pfoften	0.240
L370 1x	Pfoften	0.183
L371 1x	Pfoften	0.674
L372 1x	Pfoften	1.034
L373 1x	Pfoften	1.395
L374 1x	Pfoften	1.756
L375 1x	Pfoften	2.117
L376 1x	Pfoften	2.478
L377 1x	Pfoften	2.839
L378 1x	Eckpfoften	2.969
L379 1x	Pfoften	3.204
L380 1x	Pfoften	3.003

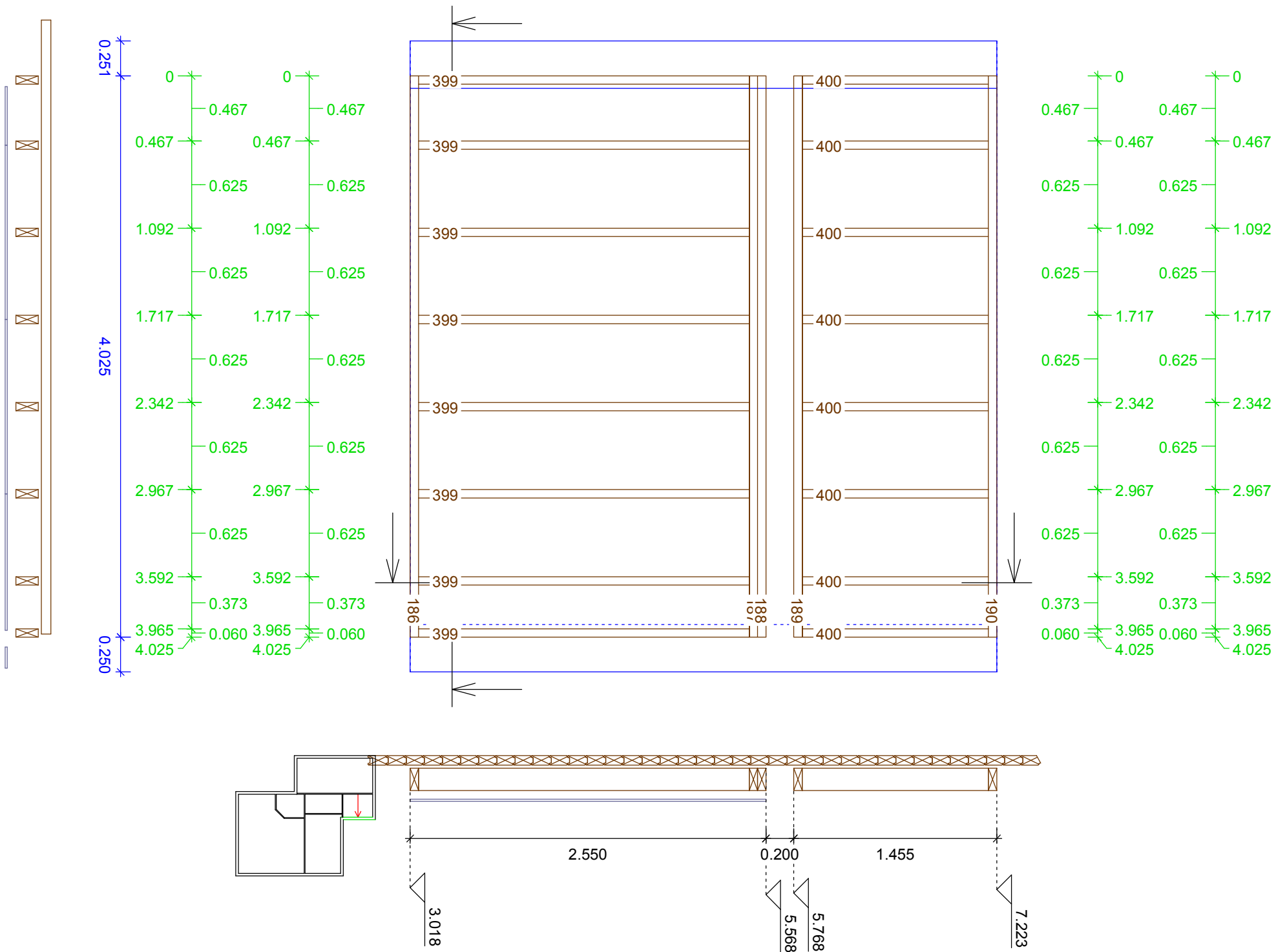




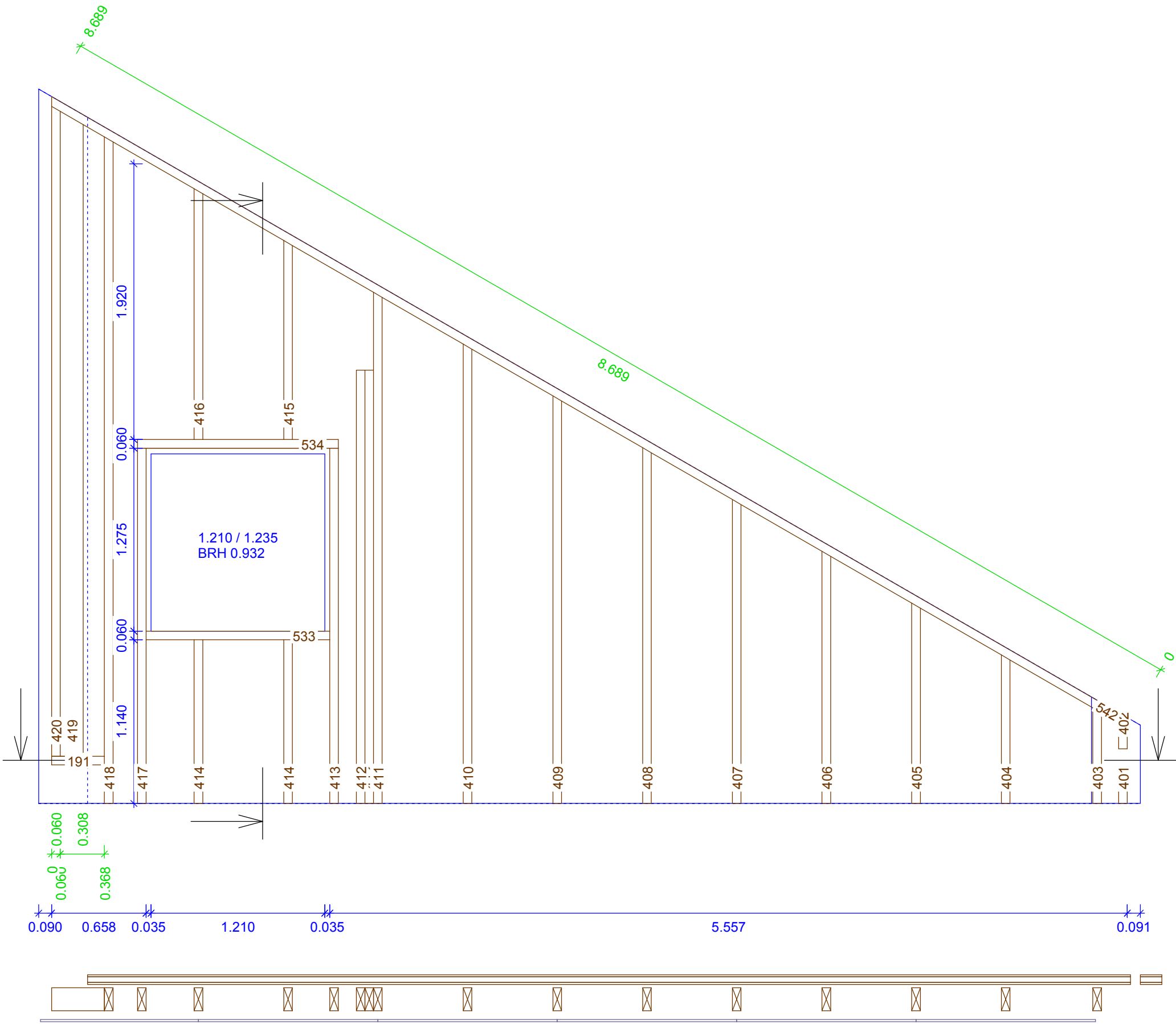
	DG 0	
	Wand 4	
	Gruppe :	-1, 0
	Laufnummer	
	Maßstab:	1 : 35
	KVH, 0.060 x 0.080	
L388 1x	T-Stoß Gegenpfosten	3.407
	KVH, 0.060 x 0.160	
L381 2x	Pfosten	4.413
L382 2x	Pfosten	4.516
L383 1x	Pfosten	4.779
L384 1x	Pfosten	4.418
L385 1x	Pfosten	4.057
L386 1x	Pfosten	3.696
L387 2x	Pfosten	3.018
L389 1x	T-Stoß Gegenpfosten	3.361
L390 1x	Pfosten	2.974
L391 1x	Pfosten	2.614
L392 1x	Pfosten	2.253
L393 1x	Pfosten	1.892
L394 1x	Pfosten	1.531
L395 1x	Pfosten	1.170
L396 1x	Pfosten	0.809
L397 1x	Pfosten	0.240
L398 1x	Pfosten	0.183
L541 1x	Giebelrähm	9.026

DG 0
Wand 5
Gruppe : -1, 0
Laufnummer
Maßstab: 1 : 35

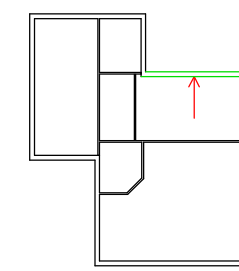
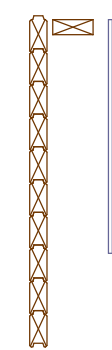
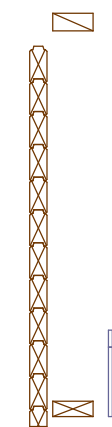
- KVH, 0.060 x 0.160
- L186 1x Schwelle 4.025
- L187 1x Rähm 4.025
- L188 1x Rähm 4.025
- L189 1x Schwelle 4.025
- L190 1x Rähm 4.025
- L399 8x Pfosten 2.370
- L400 8x Pfosten 1.335



DG 0
Wand 6
Gruppe : -1, 0
Laufnummer
Maßstab: 1 : 30

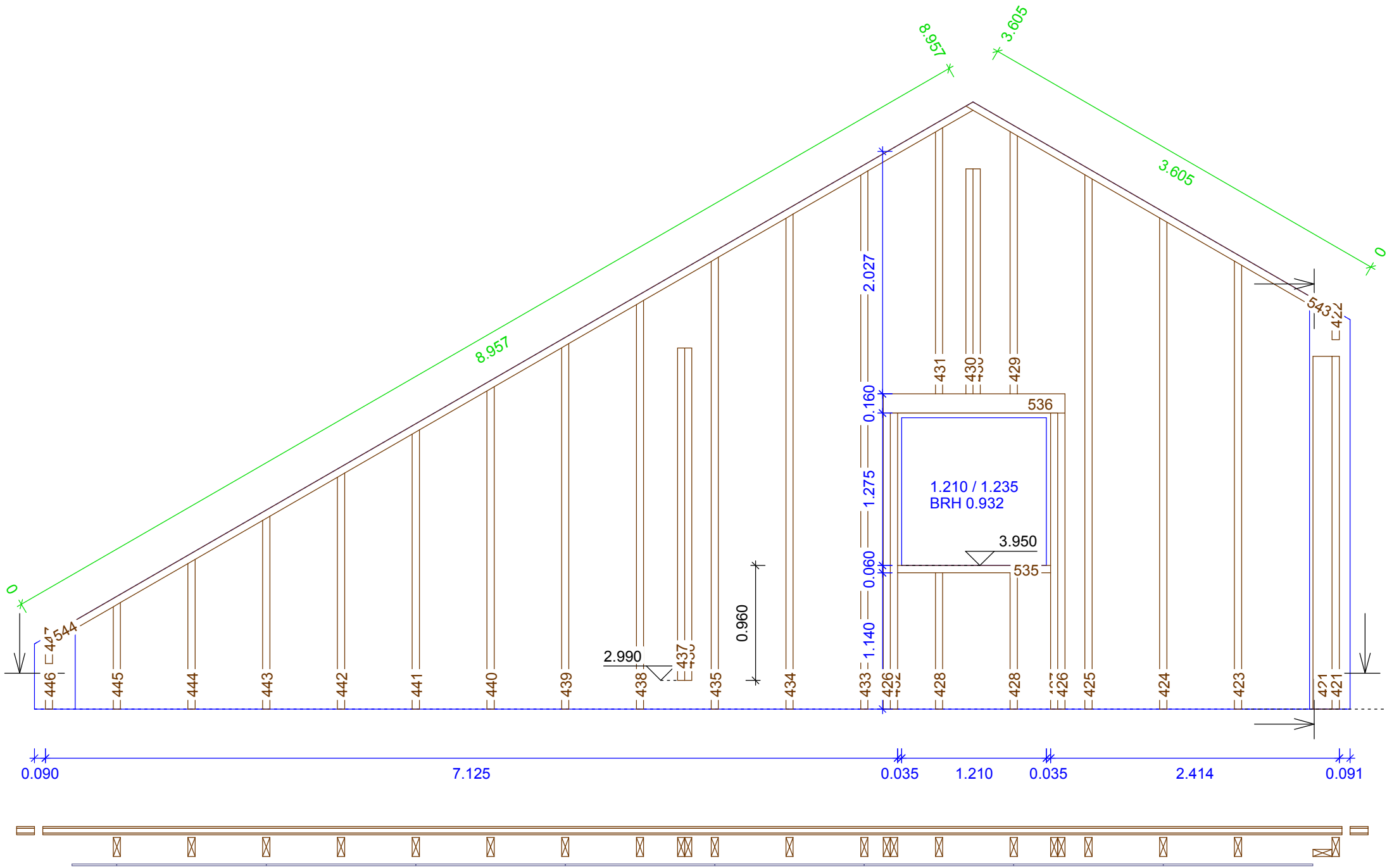


KVH, 0.060 x 0.160		
L191 1x	Schwelle	0.368
L401 1x	Pfosten	0.240
L402 1x	Pfosten	0.183
L403 1x	Pfosten	0.667
L404 1x	Pfosten	1.034
L405 1x	Pfosten	1.395
L406 1x	Pfosten	1.756
L407 1x	Pfosten	2.117
L408 1x	T-Stoß Gegenpfosten	2.478
L409 1x	Pfosten	2.839
L410 1x	Pfosten	3.200
L411 1x	Pfosten	3.560
L412 2x	Pfosten	3.018
L413 1x	Fensterpfosten	2.475
L414 2x	Pfosten	1.140
L415 1x	Pfosten	1.386
L416 1x	Pfosten	1.747
L417 1x	Fensterpfosten	2.475
L418 1x	Pfosten	4.643
L419 1x	Eckpfosten	4.493
L420 1x	Pfosten	4.527
L533 1x	Brüstungsriegel	1.280
L534 1x	Sturzriegel	1.400
L542 1x	Giebelrähm	8.689



DG 0
 Wand 8
 Gruppe : -1, 0
 Laufnummer
 Maßstab: 1 : 40

L536 1x	KVH, 0.160 x 0.160	
	Sturzriegel	1.520
	KVH, 0.060 x 0.160	
L421 2x	Pfosten	2.949
L422 1x	Pfosten	0.185
L423 1x	Pfosten	3.745
L424 1x	Pfosten	4.106
L425 1x	Pfosten	4.467
L426 2x	Pfosten	2.475
L427 1x	Fensterpfosten	2.475
L428 2x	Pfosten	1.140
L429 1x	Pfosten	2.193
L430 2x	Pfosten	1.881
L431 1x	Pfosten	2.224
L432 1x	Fensterpfosten	2.475
L433 1x	Pfosten	4.499
L434 1x	Pfosten	4.138
L435 1x	Pfosten	3.777
L436 1x	Pfosten	2.778
L437 1x	Pfosten	2.778
L438 1x	Pfosten	3.416
L439 1x	Pfosten	3.055
L440 1x	Pfosten	2.694
L441 1x	Pfosten	2.334
L442 1x	Pfosten	1.973
L443 1x	Pfosten	1.612
L444 1x	Pfosten	1.251
L445 1x	Pfosten	0.890
L446 1x	Pfosten	0.240
L447 1x	Pfosten	0.183
L535 1x	Brüstungsriegel	1.280
L543 1x	Giebelrähm	3.605
L544 1x	Giebelrähm	8.957



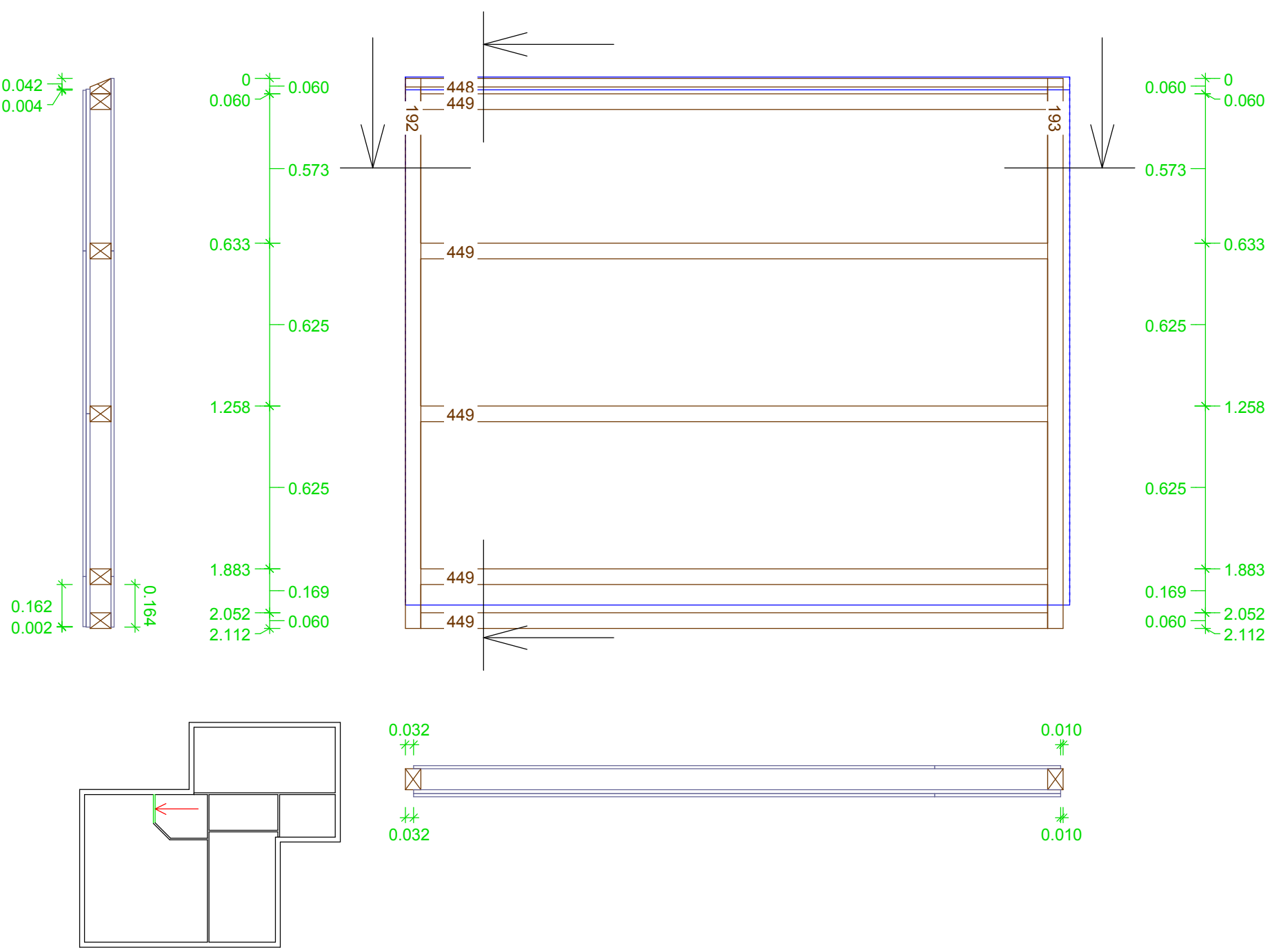
Plan vom 04-03-2010

Bauvorhaben: EFH mit Einliegerwohnung

Kunde: C. + M. Böhm

Plan Nr.: 060

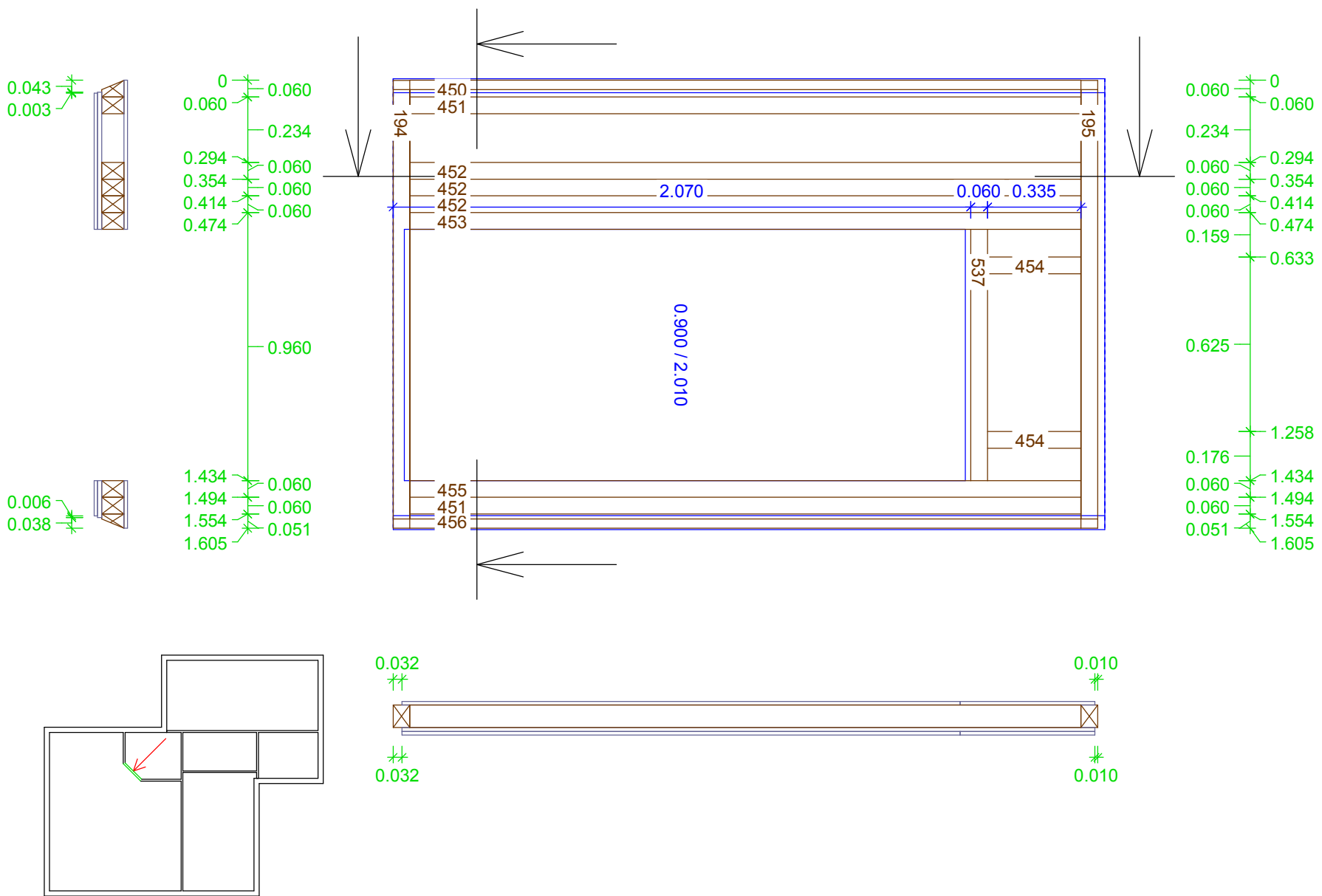
Projekt: 10852



DG 0		
Wand 9		
Gruppe :	0	
Laufnummer		
Maßstab:	1 : 20	
KVVH, 0.060 x 0.080		
L192 1x	Schwelle	2.112
L193 1x	Rähm	2.112
L448 1x	Pfosten	2.405
L449 5x	Pfosten	2.405

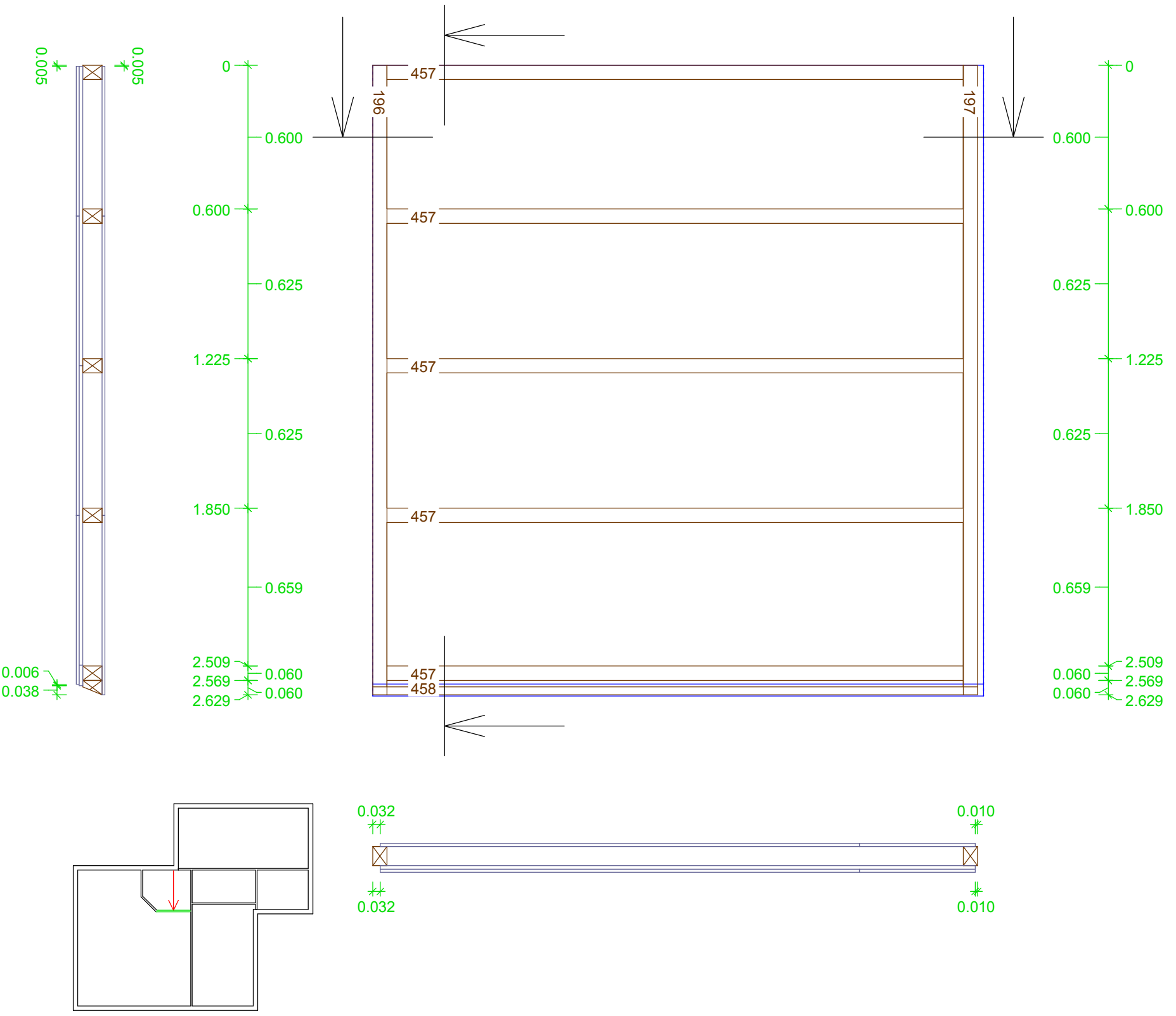
DG 0
Wand 10
Gruppe : 0
Laufnummer
Maßstab: 1 : 20

L456 1x	KVH, 0.051 x 0.080	2.405
L194 1x	Pfosten	1.605
L195 1x	KVH, 0.060 x 0.080	1.605
L450 1x	Schwelle	2.405
L451 2x	Rähm	2.405
L452 3x	Pfosten	2.405
L453 1x	Pfosten	2.405
L454 2x	Türpfosten	0.335
L455 1x	Türpfosten	2.405
L537 1x	Türpfosten	0.900
	Sturzriegel	



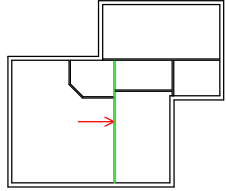
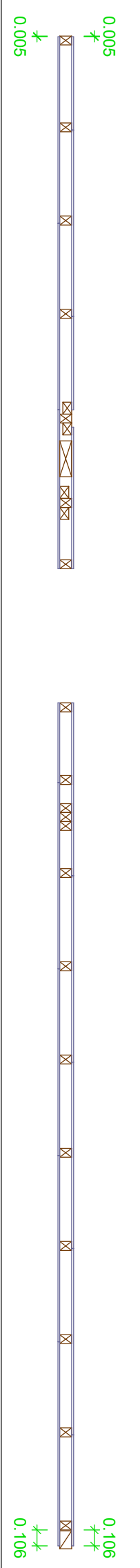
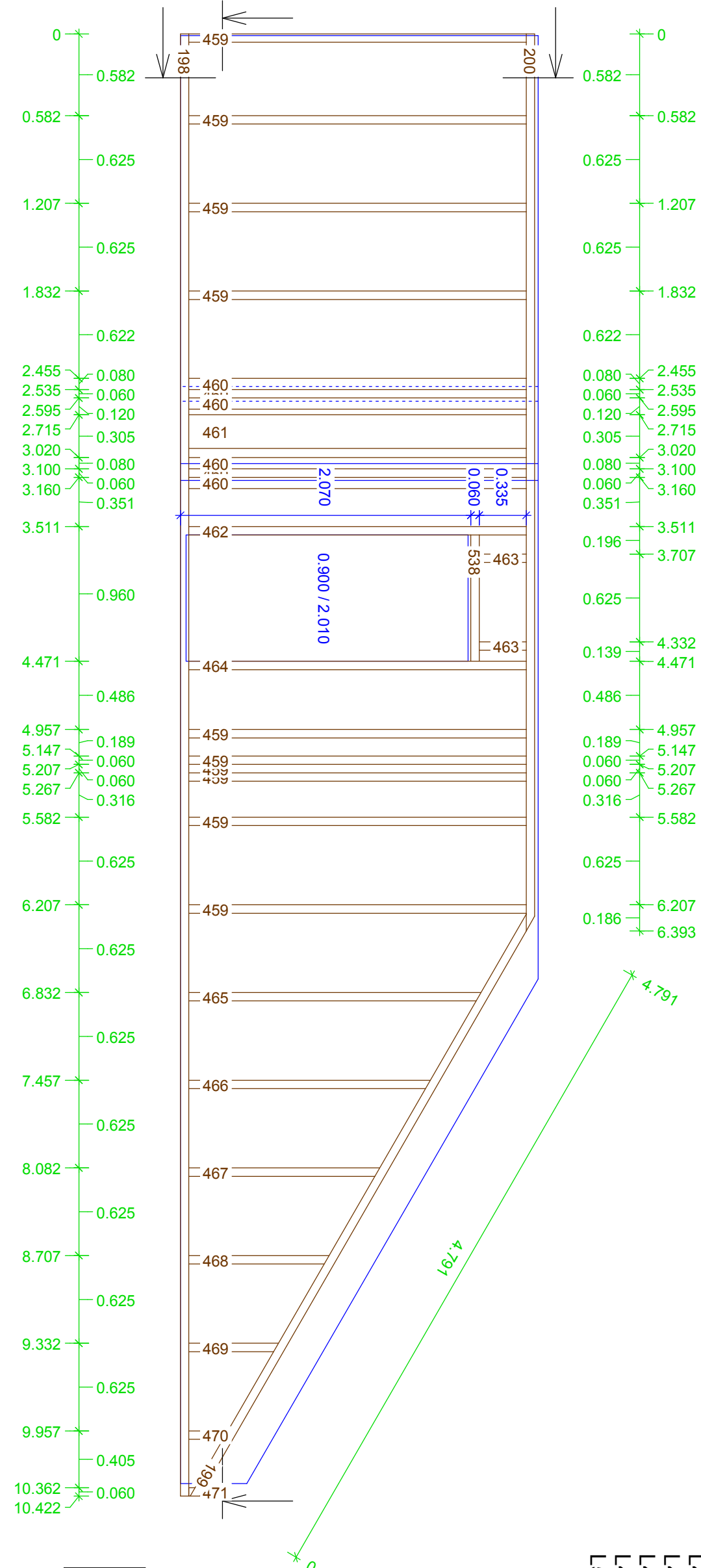
DG 0
Wand 11
Gruppe : 0
Laufnummer
Maßstab: 1 : 20

KVH, 0.060 x 0.080
L196 1x Schwelle 2.629
L197 1x Rähm 2.629
L457 5x Pfosten 2.405
L458 1x Pfosten 2.405



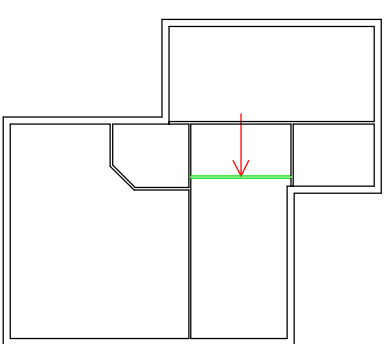
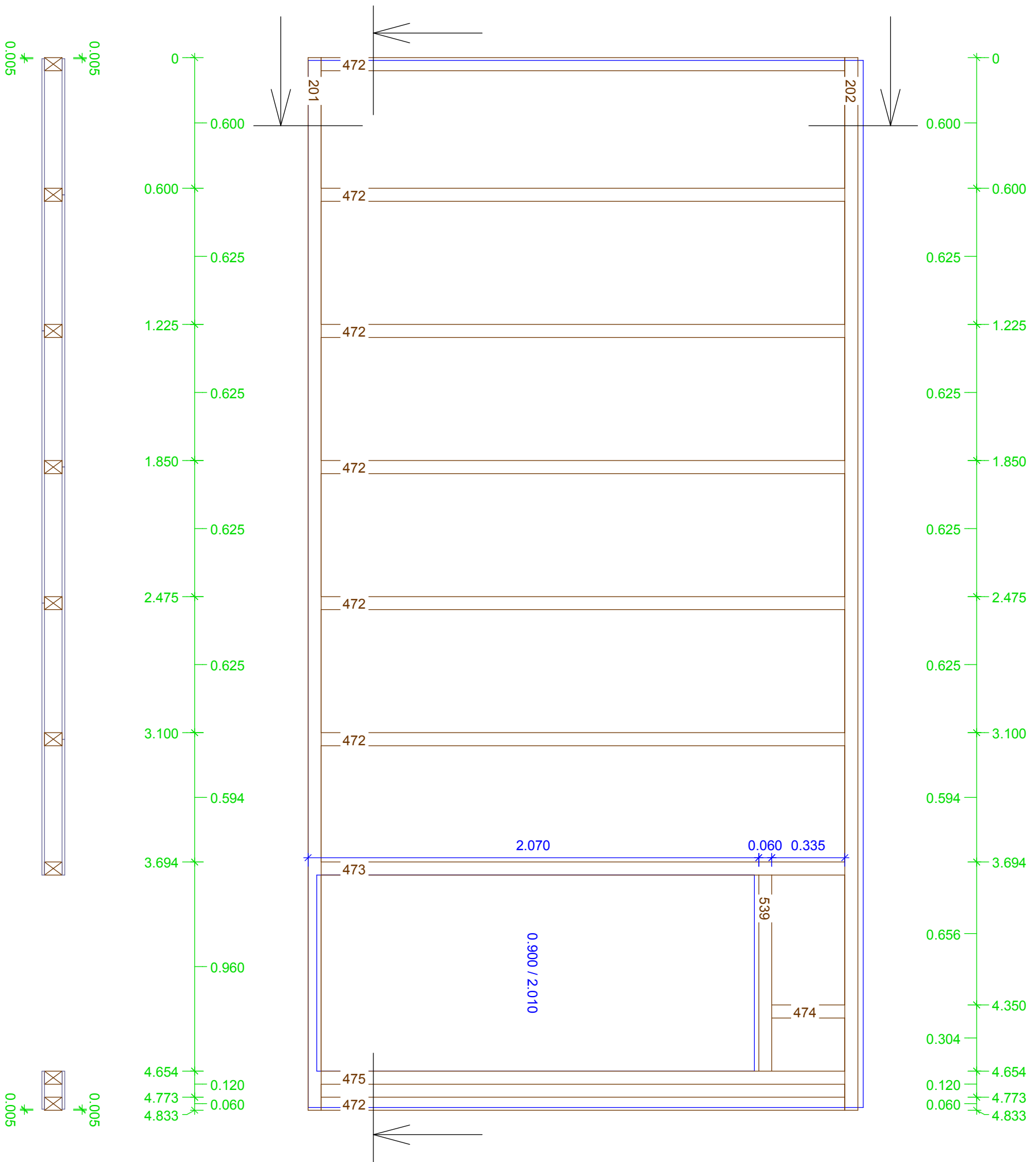
DG 0
Wand 12
Gruppe : 0
Laufnummer
Maßstab: 1 : 35

L461 1x	KVH, 0.240 x 0.080	2.405
L461 1x	T-Stoß Gegenpfosten	2.405
L198 1x	KVH, 0.060 x 0.080	10.422
L198 1x	Schwelle	4.791
L199 1x	Rähm	6.393
L200 1x	Rähm	2.405
L459 10x	Pfosten	2.405
L460 6x	T-Stoß Gegenpfosten	2.405
L462 1x	Türpfosten	2.405
L463 2x	Pfosten	0.335
L464 1x	Türpfosten	2.405
L465 1x	Pfosten	2.082
L466 1x	Pfosten	1.721
L467 1x	T-Stoß Gegenpfosten	1.360
L468 1x	Pfosten	1.000
L469 1x	Pfosten	0.639
L470 1x	Pfosten	0.278
L471 1x	Pfosten	0.044
L538 1x	Sturzriegel	0.900




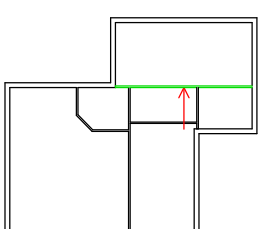
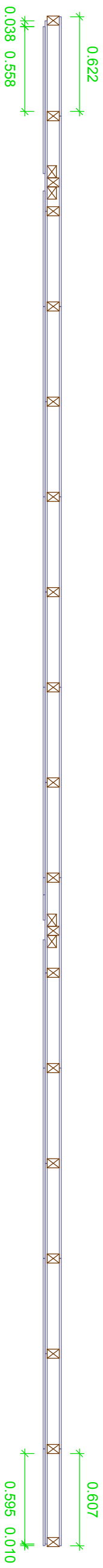
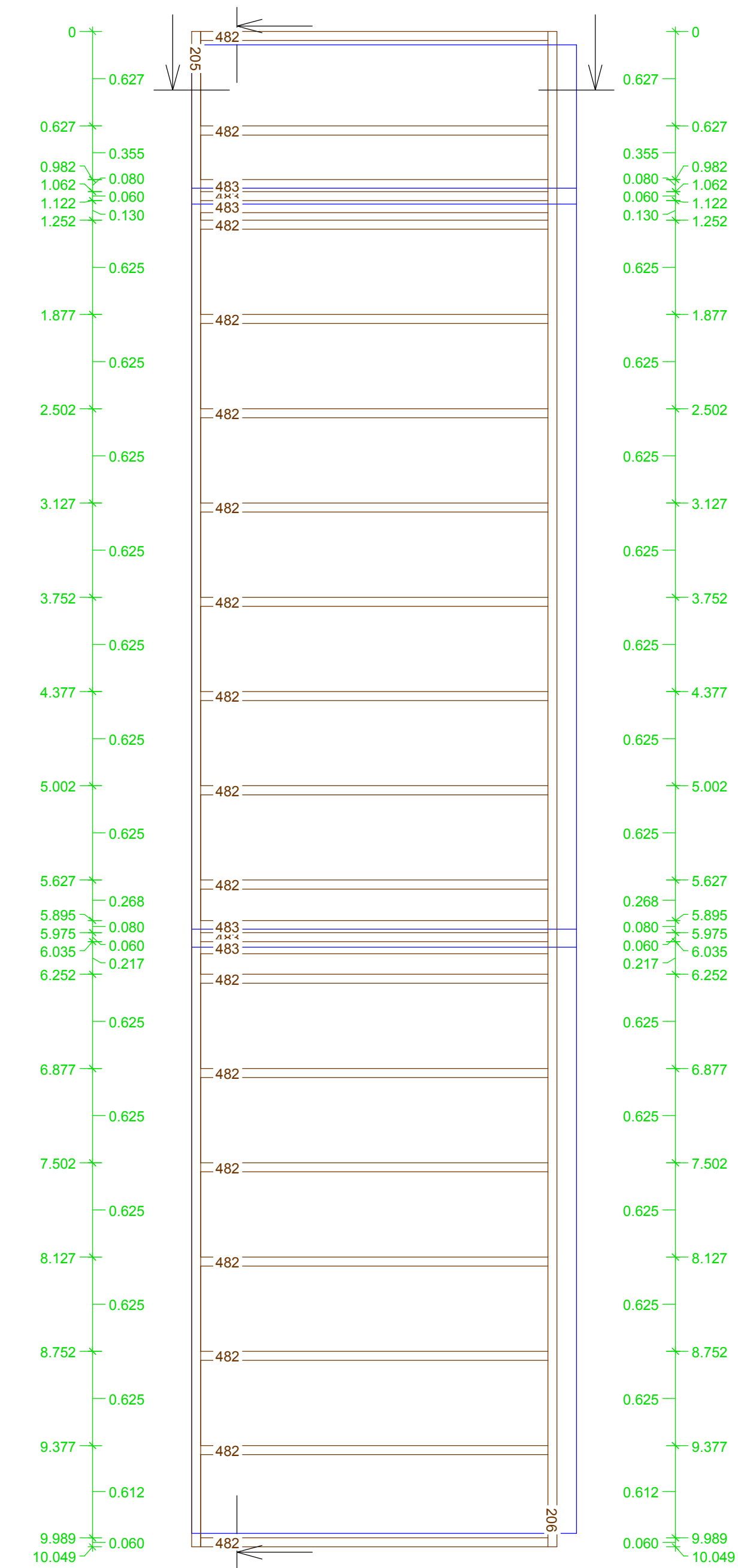
DG 0
Wand 13
Gruppe : 0
Laufnummer
Maßstab: 1 : 20

KVH, 0.060 x 0.080	4.833
L201 1x Schwelle	4.833
L202 1x Rähm	4.833
L472 7x Pfosten	2.405
L473 1x Türpfosten	2.405
L474 1x Pfosten	0.335
L475 1x Türpfosten	2.405
L539 1x Sturzriegel	0.900



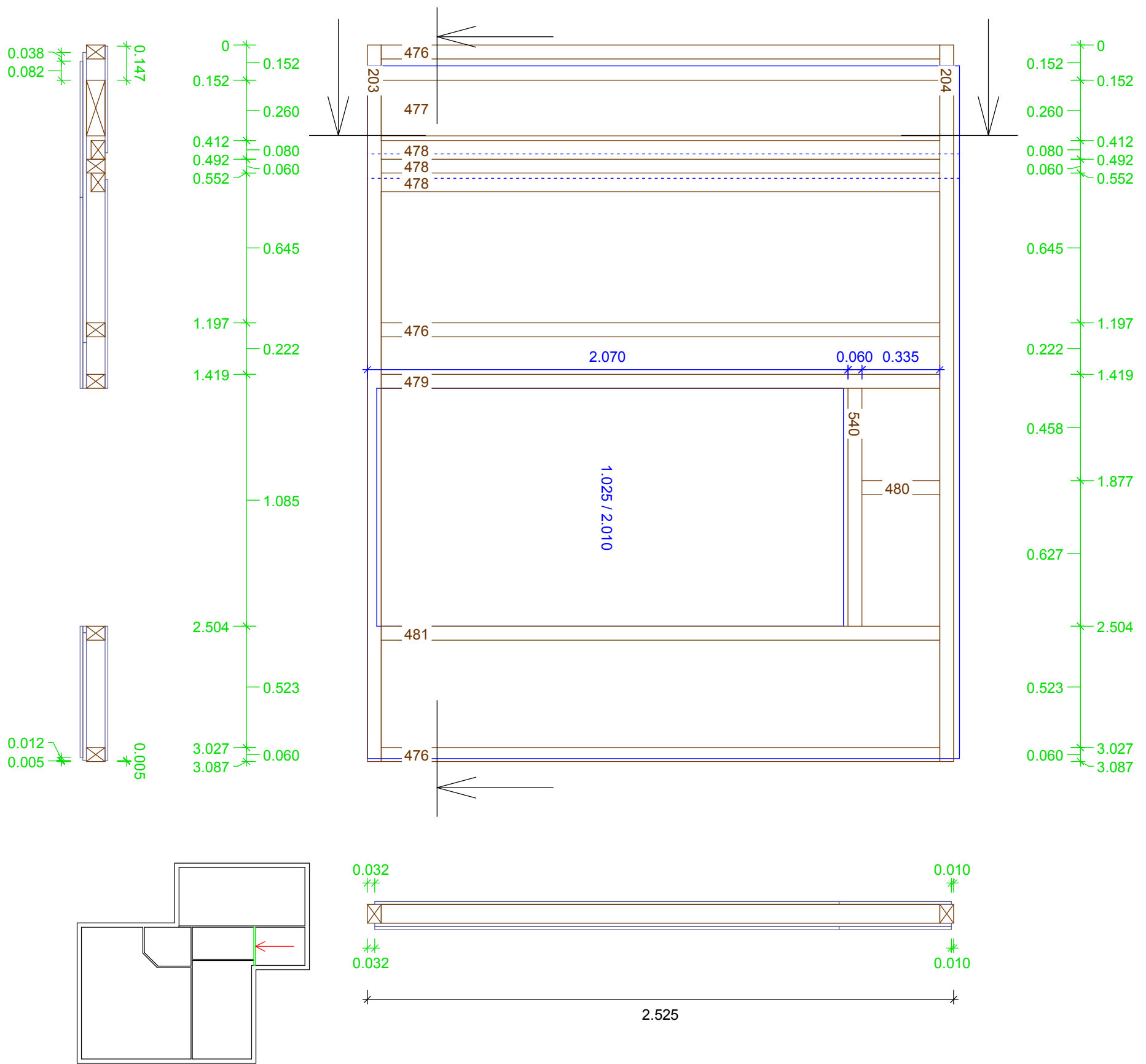
DG 0
Wand 14
Gruppe : 0
Laufnummer
Maßstab: 1 : 30


KVH, 0.060 x 0.080
L205 1x Schwelle 10.049
L206 1x Rähm 10.049
L482 17x Pfosten 2.301
L483 6x T-Stoß Gegenpfosten 2.301



DG 0
Wand 15
Gruppe : 0
Laufnummer
Maßstab: 1 : 20

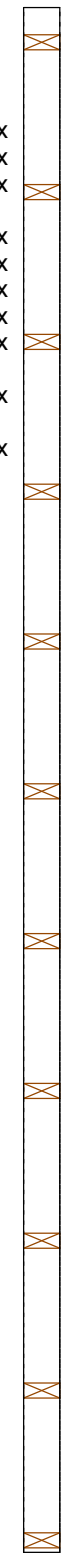
L477 1x	KVH, 0.240 x 0.080	2.405
L203 1x	Pfosten	3.087
L204 1x	KVH, 0.060 x 0.080	3.087
L476 3x	Schwelle	2.405
L478 3x	Rähm	2.405
L479 1x	T-Stoß	2.405
L480 1x	Gegenpfosten	2.405
L481 1x	Türpfosten	0.335
L540 1x	Pfosten	2.405
	Türpfosten	1.025
	Sturzriegel	1.025

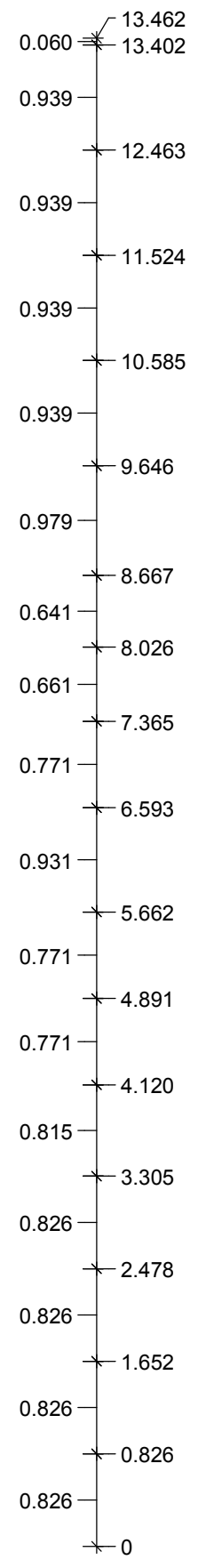
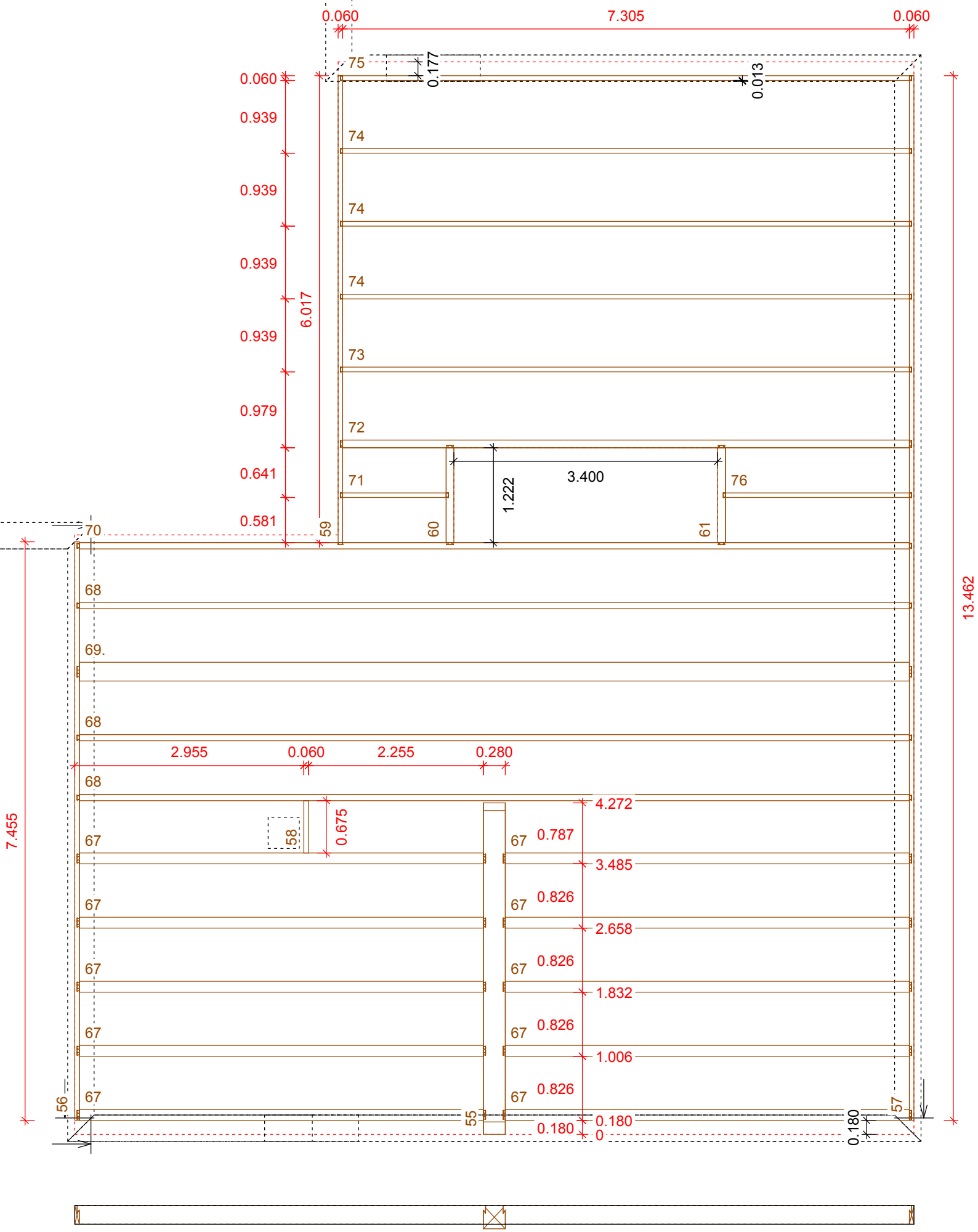




Deckenplan: EG 1
 Deckenfeld: 1
 Gruppe: 0
 Laufnummer
 Maßstab: 1 : 50
 Deckenplan

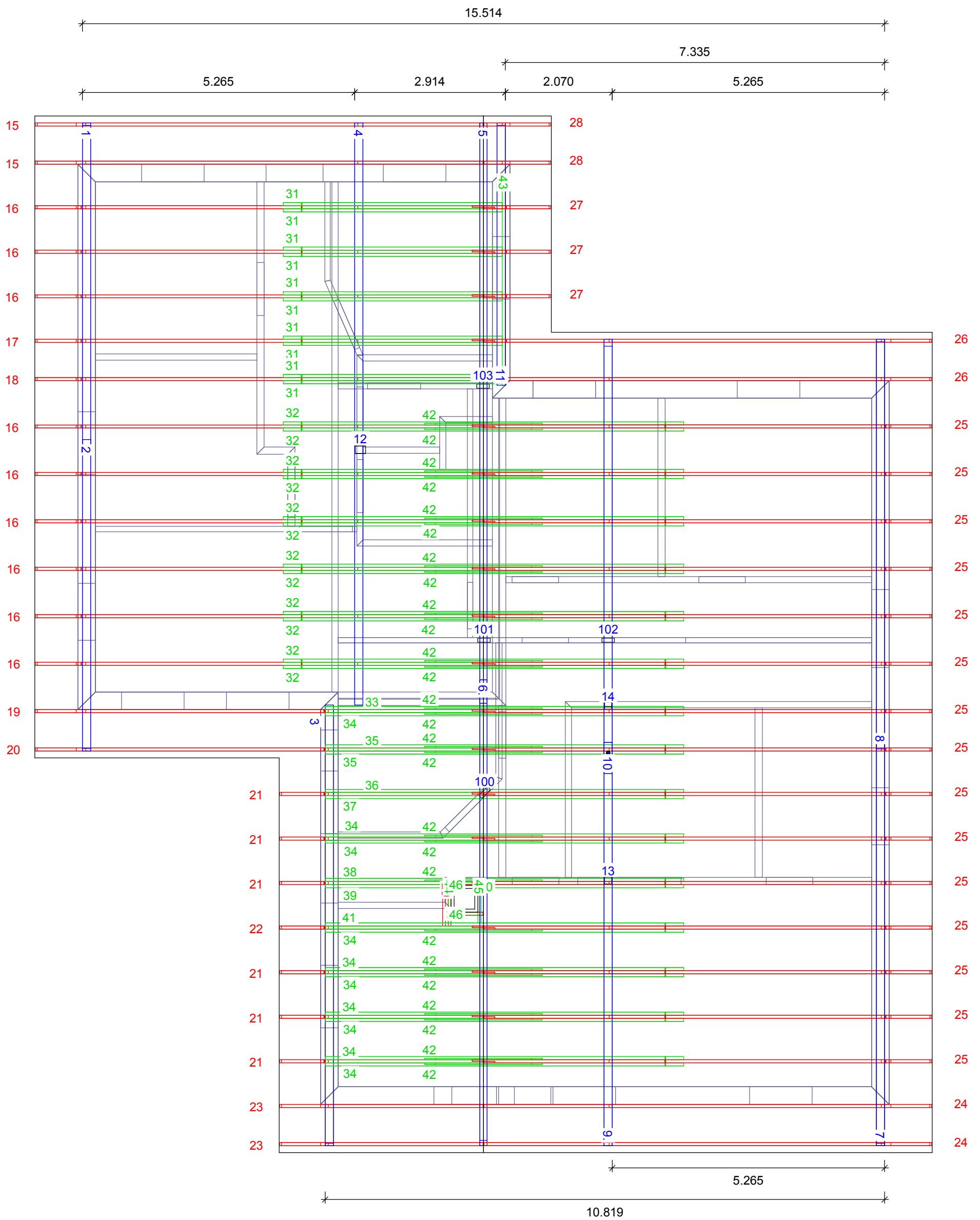
0.060 x 0.240		
L51 :	10.049	1x
L52 :	5.993	1x
L54 :	4.202	1x
0.100 x 0.240		
L62 :	7.965	4x
L63 :	7.965	1x
L64 :	7.965	1x
L65 :	8.087	1x
L66 :	8.115	4x
0.160 x 0.240		
L53 :	0.891	1x
0.160 x 0.300		
L50 :	3.542	1x





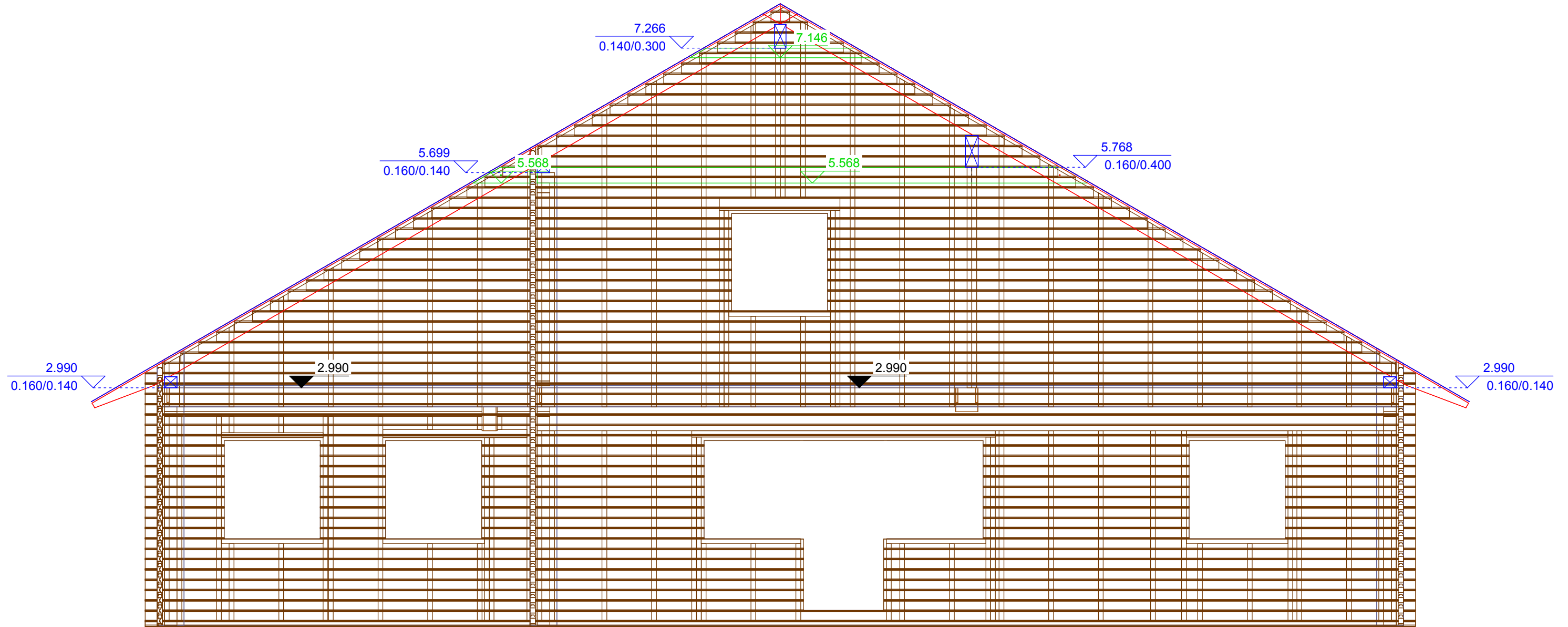
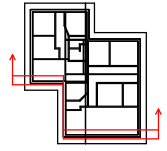
Deckenplan: EG 1
 Deckenfeld: 2
 Gruppe: 0
 Oberkante Balken: 2.990
 Laufnummer
 Maßstab: 1 : 60
 Deckenplan

0.060 x 0.240		
L56 :	7.455	1x
L57 :	13.462	1x
L58 :	0.675	1x
L59 :	6.045	1x
L71 :	1.389	1x
L73 :	7.361	1x
L74 :	7.361	3x
L75 :	7.361	1x
L76 :	2.428	1x
0.080 x 0.240		
L68 :	10.755	3x
L70 :	10.755	1x
0.100 x 0.240		
L60 :	1.278	1x
L61 :	1.278	1x
L72 :	7.361	1x
0.140 x 0.240		
L67 :	5.266	10x
0.240 x 0.240		
L69 :	10.755	1x
0.280 x 0.300		
L55 :	4.272	1x

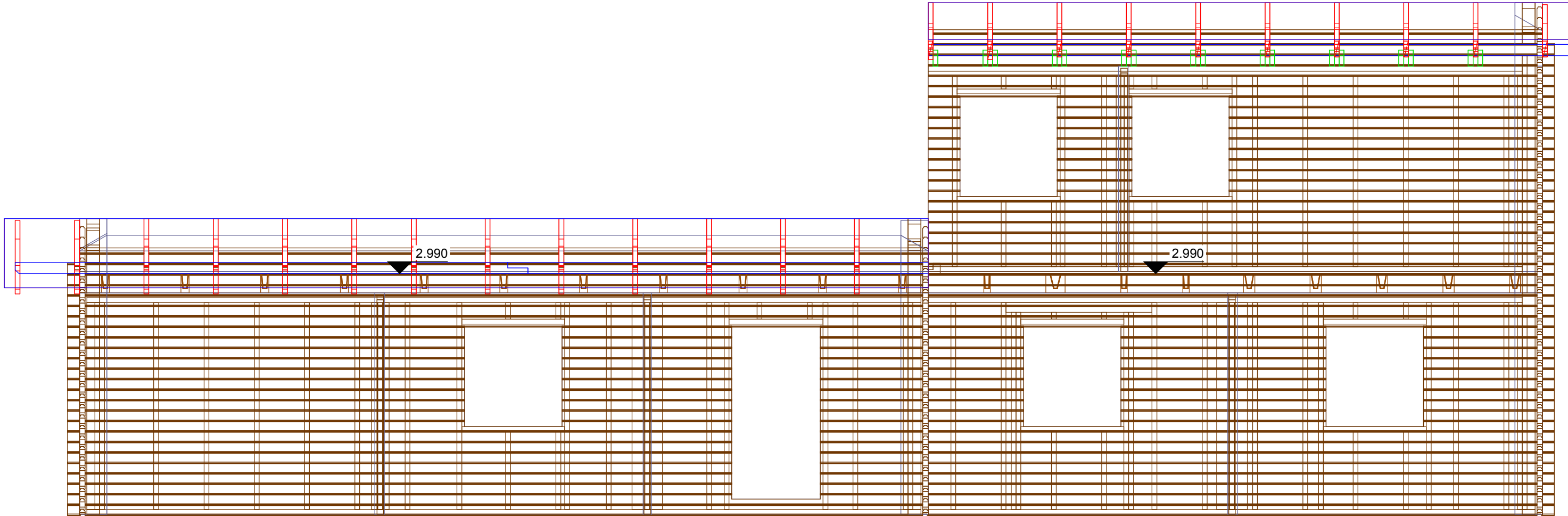
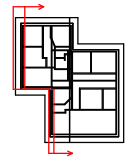


Paket / Element: Dach
Maßstab: 1 : 75
Montageplan Dach

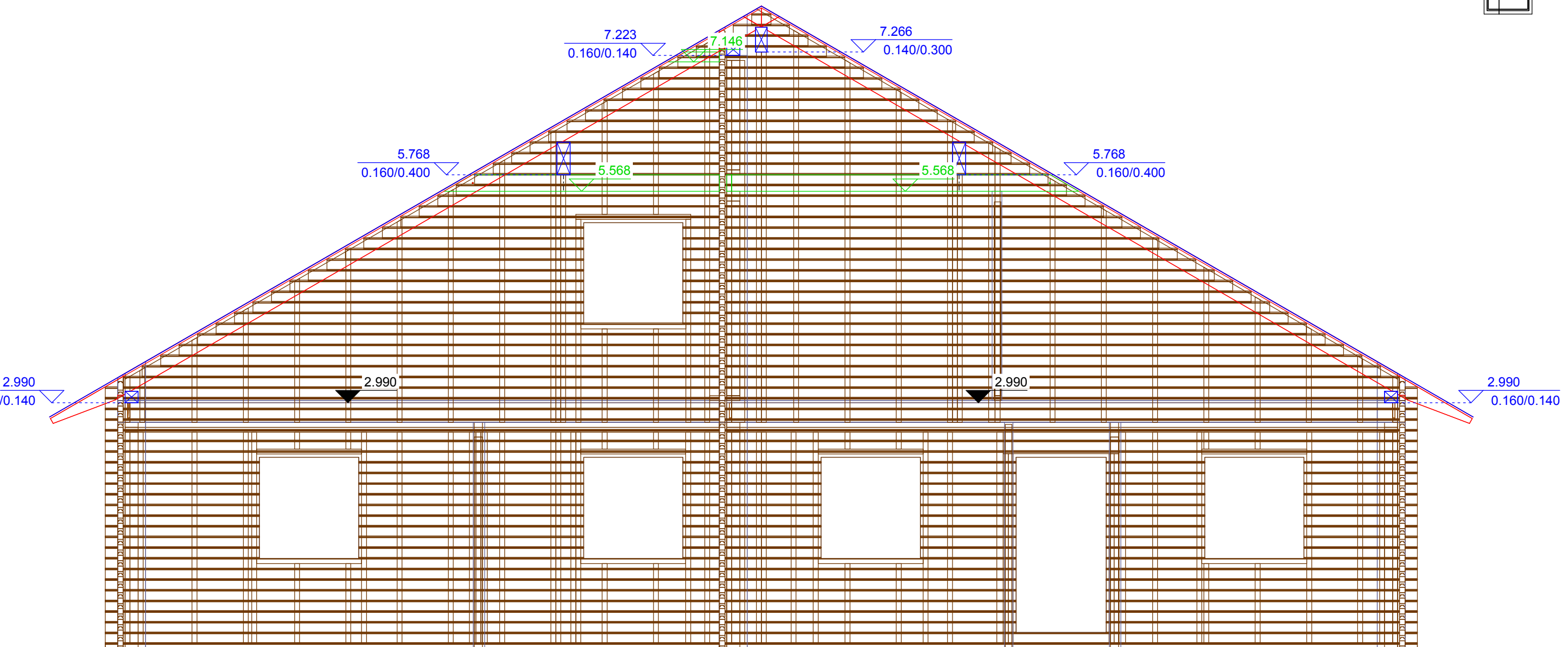
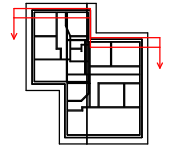
Maßstab: 1 : 50
Schnitt 1



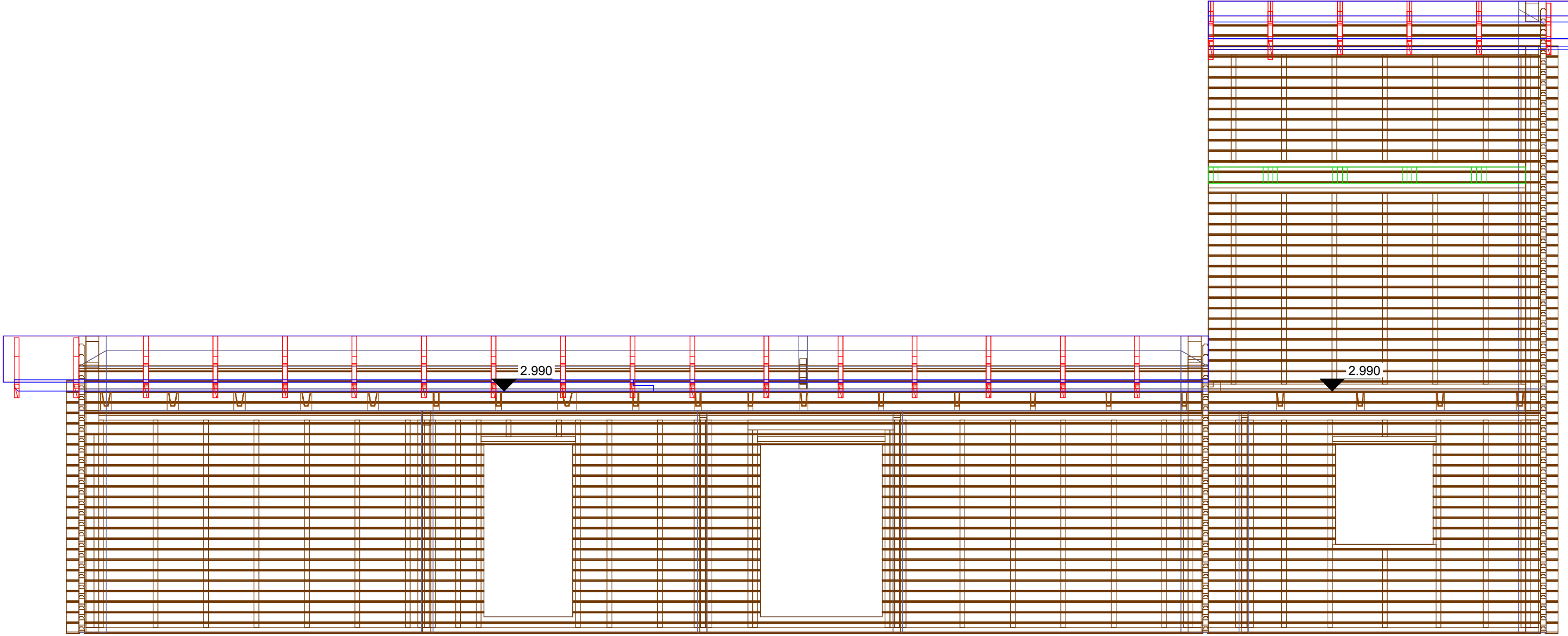
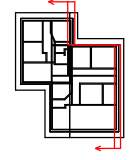
Maßstab: 1 : 50
Schnitt 2



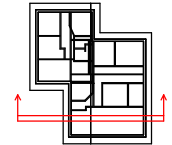
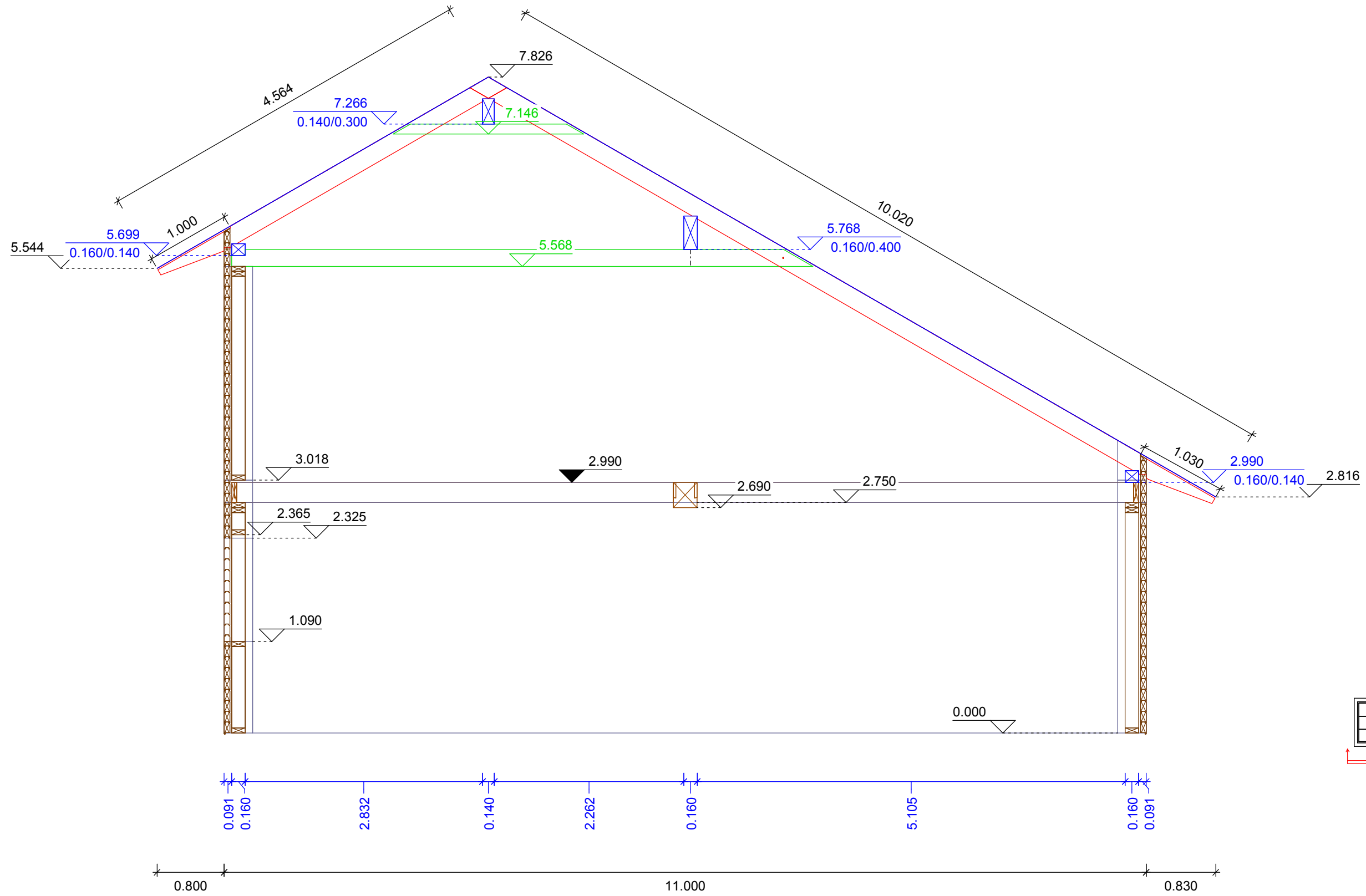
Maßstab: 1 : 50
Schnitt 3



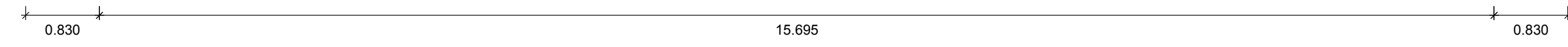
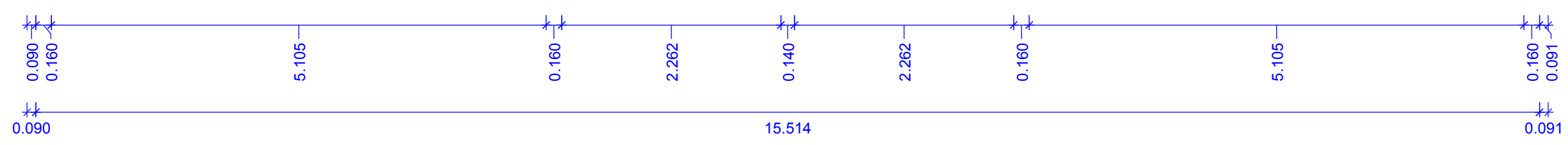
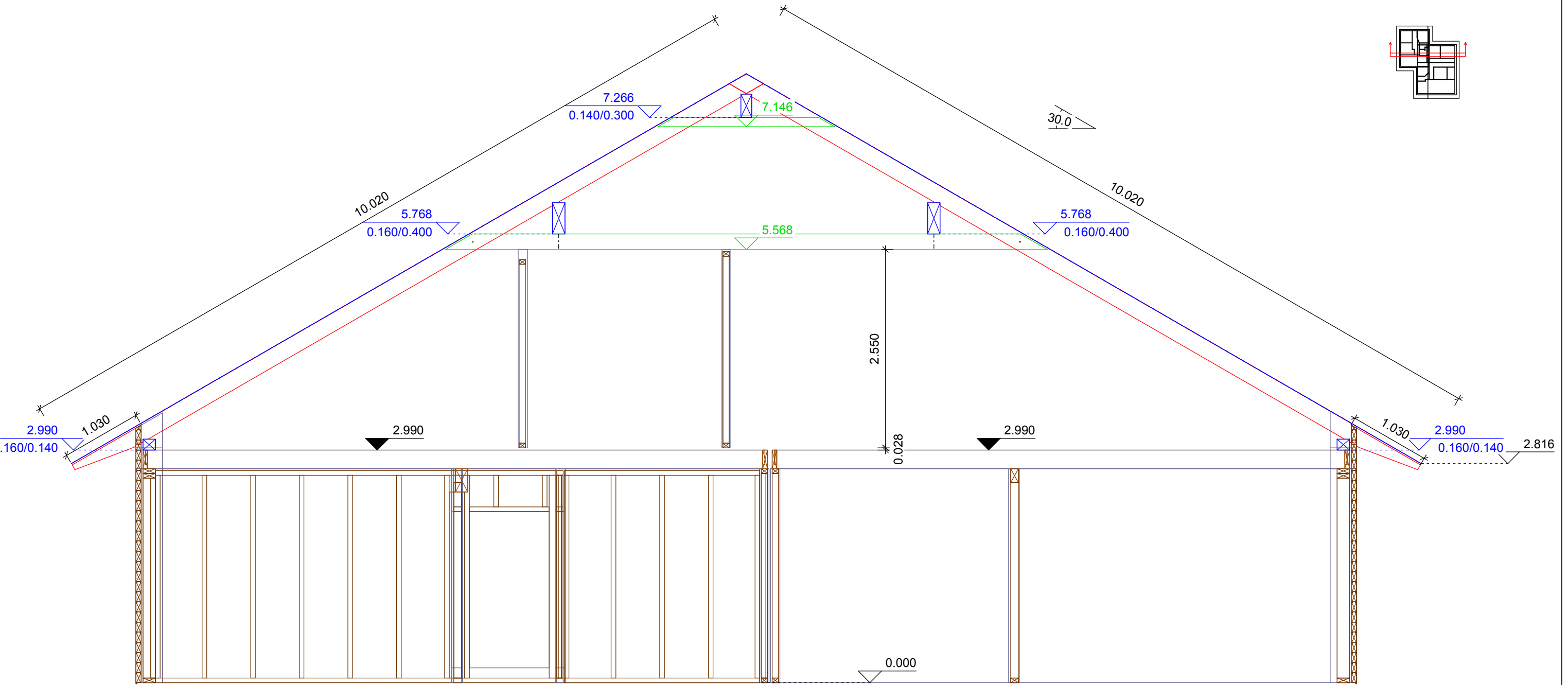
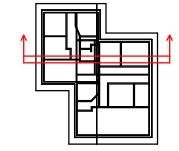
Maßstab: 1 : 50
Schnitt 4



Maßstab: 1 : 50
Schnitt 5



Maßstab: 1 : 50
Schnitt 6



Maßstab: 1 : 33.3
Schnitt 7

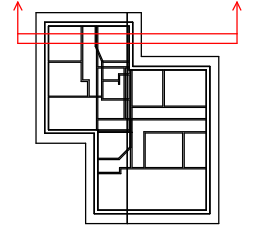
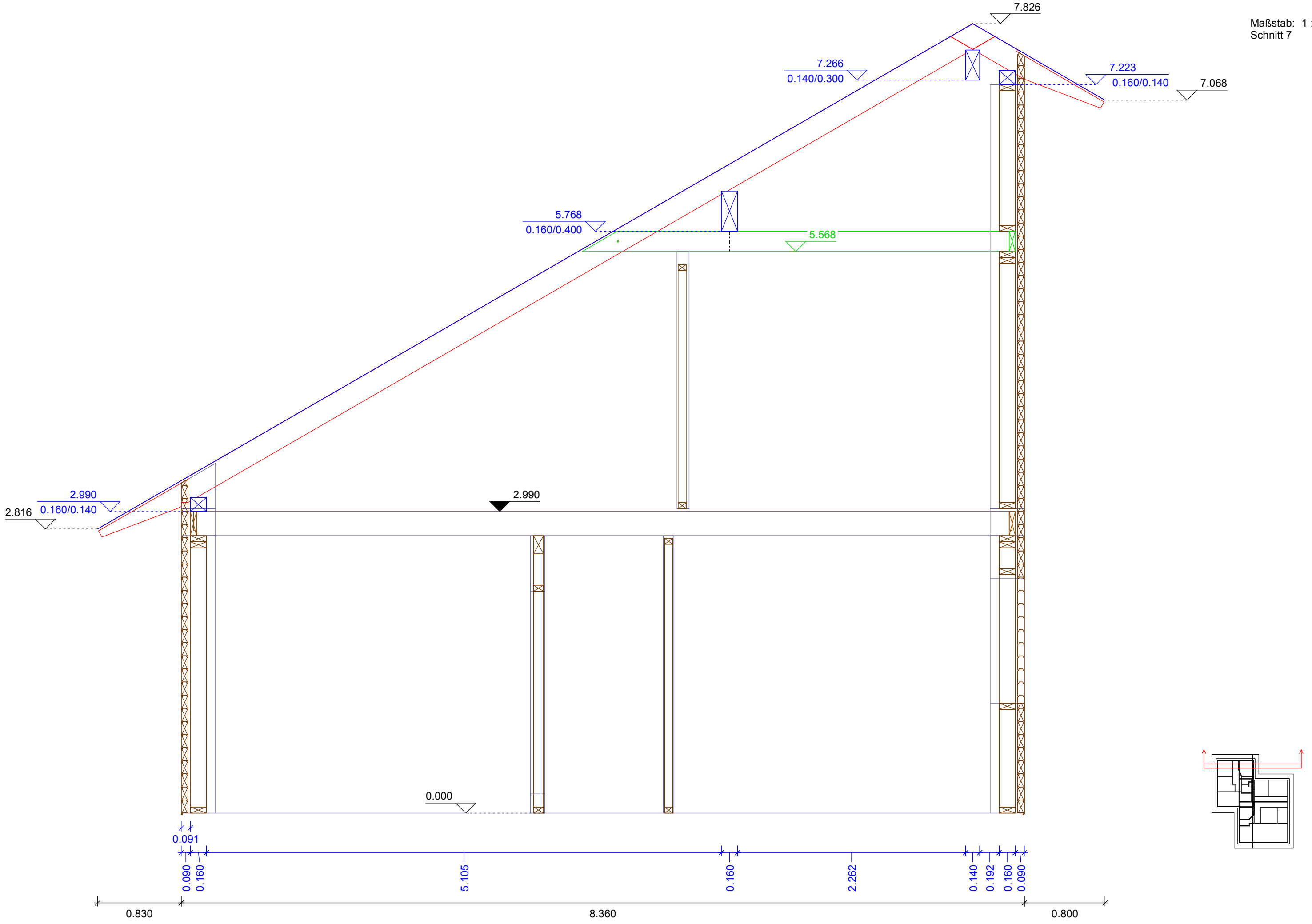
Plan vom 04-03-2010

Bauvorhaben: EFH mit Einliegerwohnung

Kunde: C. + M. Böhm

Plan Nr.: 077

Projekt: 10852



Dachhautplan: Lage 0
Gesamtfläche: 324.656 qm
Maßstab: 1 : 75
Dachhautplan

DF= Dachfläche
DN= Dachneigung
Dachhautplan

